

### Anti-p400 antibody ab70301

★★★★★ [2 Abreviews](#) [8 References](#) [3 图像](#)

#### 概述

产品名称	Anti-p400抗体
描述	兔多克隆抗体to p400
宿主	Rabbit
经测试应用	适用于: WB, IP
种属反应性	与反应: Human 预测可用于: Rat, Horse, Guinea pig, Cow, Pig, Chimpanzee, Rhesus monkey, Gorilla, Chinese hamster, Orangutan, Elephant 
免疫原	Synthetic peptide corresponding to a region between C terminal residues 3075 and 3124 of human p400
常规说明	<p>The Life Science industry has been in the grips of a reproducibility crisis for a number of years. Abcam is leading the way in addressing this with our range of recombinant monoclonal antibodies and knockout edited cell lines for gold-standard validation. Please check that this product meets your needs before purchasing.</p> <p>If you have any questions, special requirements or concerns, please send us an inquiry and/or contact our Support team ahead of purchase. Recommended alternatives for this product can be found below, along with publications, customer reviews and Q&amp;As</p>

#### 性能

形式	Liquid
存放说明	Shipped at 4°C. Store at +4°C short term (1-2 weeks). Upon delivery aliquot. Store at -20°C. Avoid freeze / thaw cycle.
存储溶液	pH: 6.8 Preservative: 0.09% Sodium azide Constituents: 0.1% BSA, Tris buffered saline
纯度	Immunogen affinity purified
纯化说明	ab70301 was affinity purified using an epitope specific to p400 immobilized on solid support.
克隆	多克隆
同种型	IgG

## 应用

**The Abpromise guarantee**      **Abpromise™** 承诺保证使用 ab70301 于以下的经测试应用

“应用说明”部分 下显示的仅为推荐的起始稀释度;实际最佳的稀释度/浓度应由使用者检定。

应用	Ab评论	说明
WB		1/2000 - 1/5000. Detects a band of approximately 470 kDa (predicted molecular weight: 344 kDa).
IP		Use at 2-5 µg/mg of lysate.

## 靶标

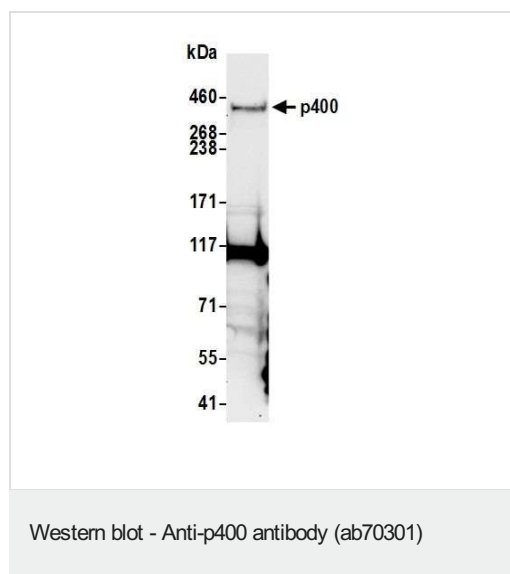
**功能**      Component of the NuA4 histone acetyltransferase complex which is involved in transcriptional activation of select genes principally by acetylation of nucleosomal histones H4 and H2A. This modification may both alter nucleosome - DNA interactions and promote interaction of the modified histones with other proteins which positively regulate transcription. May be required for transcriptional activation of E2F1 and MYC target genes during cellular proliferation. The NuA4 complex ATPase and helicase activities seem to be, at least in part, contributed by the association of RUVBL1 and RUVBL2 with EP400. May regulate ZNF42 transcription activity.

**组织特异性**      Ubiquitously expressed.

**序列相似性**      Belongs to the SNF2/RAD54 helicase family, SWR1 subfamily.  
Contains 1 helicase ATP-binding domain.  
Contains 1 helicase C-terminal domain.  
Contains 1 HSA domain.  
Contains 1 Myb-like domain.

**细胞定位**      Nucleus.

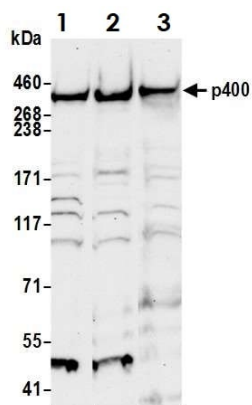
## 图片



Anti-p400 antibody (ab70301) at 0.4 µg/ml + NIH/3T3 whole cell lysate at 50 µg

**Predicted band size:** 344 kDa

**Exposure time:** 30 seconds



Western blot - Anti-p400 antibody (ab70301)

**All lanes** : Anti-p400 antibody (ab70301) at 0.4 µg/ml

**Lane 1** : HeLa whole cell lysate

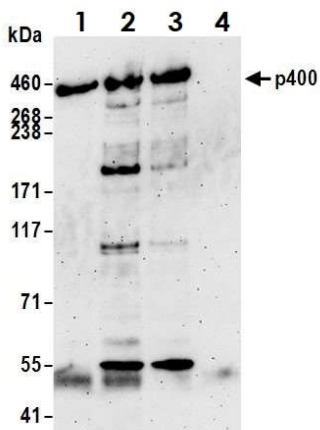
**Lane 2** : K-562 whole cell lysate

**Lane 3** : MCF-7 whole cell lysate

Lysates/proteins at 50 µg per lane.

**Predicted band size:** 344 kDa

**Exposure time:** 30 seconds



Immunoprecipitation - Anti-p400 antibody (ab70301)

Immunoprecipitation of ab70301 using HeLa cells.

**Lane 1:** rabbit anti-p400 antibody

**Lane 2:** ab70301 current lot

**Lane 3:** ab70301 previous lot

**Lane 4:** Control IgG

**Please note:** All products are "FOR RESEARCH USE ONLY. NOT FOR USE IN DIAGNOSTIC PROCEDURES"

### Our Abpromise to you: Quality guaranteed and expert technical support

- Replacement or refund for products not performing as stated on the datasheet
- Valid for 12 months from date of delivery
- Response to your inquiry within 24 hours
- We provide support in Chinese, English, French, German, Japanese and Spanish
- Extensive multi-media technical resources to help you
- We investigate all quality concerns to ensure our products perform to the highest standards

If the product does not perform as described on this datasheet, we will offer a refund or replacement. For full details of the Abpromise, please visit <https://www.abcam.cn/abpromise> or contact our technical team.

## Terms and conditions

---

- Guarantee only valid for products bought direct from Abcam or one of our authorized distributors