

Anti-Osteopontin antibody [53] ab69498

★★★★★ [5 Abreviews](#) [34 References](#) [4 图像](#)

概述

产品名称	Anti-Osteopontin抗体[53]
描述	小鼠单克隆抗体[53] to Osteopontin
宿主	Mouse
经测试应用	适用于: WB, IHC-P
种属反应性	与反应: Human
免疫原	Recombinant full length protein corresponding to Human Osteopontin.
阳性对照	WB: HeLa, MCF-7, A431, HEK-293 and Caki-2 lysates. IHC-P: Human breast cancer tissue.
常规说明	<p>This product was changed from ascites to tissue culture supernatant on 2nd March 2020. Lot numbers higher than GR3233119 are from tissue culture supernatant. Please note that the dilutions may need to be adjusted accordingly. If you have any questions, please do not hesitate to contact our scientific support team.</p> <p>The Life Science industry has been in the grips of a reproducibility crisis for a number of years. Abcam is leading the way in addressing this with our range of recombinant monoclonal antibodies and knockout edited cell lines for gold-standard validation. Please check that this product meets your needs before purchasing.</p> <p>If you have any questions, special requirements or concerns, please send us an inquiry and/or contact our Support team ahead of purchase. Recommended alternatives for this product can be found below, along with publications, customer reviews and Q&As</p>

性能

形式	Liquid
存放说明	Shipped at 4°C. Upon delivery aliquot and store at -20°C or -80°C. Avoid repeated freeze / thaw cycles.
存储溶液	Preservative: 0.1% Sodium azide Constituent: PBS
纯度	Tissue culture supernatant
克隆	单克隆
克隆编号	53
同种型	IgG2a

kappa

The Abpromise guarantee

“应用说明”部分下显示的仅为推荐的起始稀释度;实际最佳的稀释度/浓度应由使用者检定。

应用	Ab评论	说明
WB	★★★★☆ (2)	1/1000. Predicted molecular weight: 33 kDa.
IHC-P		Use a concentration of 10 µg/ml.

功能

Binds tightly to hydroxyapatite. Appears to form an integral part of the mineralized matrix.
Probably important to cell-matrix interaction.
Acts as a cytokine involved in enhancing production of interferon-gamma and interleukin-12 and reducing production of interleukin-10 and is essential in the pathway that leads to type I immunity.

组织特异性

Bone. Found in plasma.

序列相似性

Belongs to the osteopontin family.

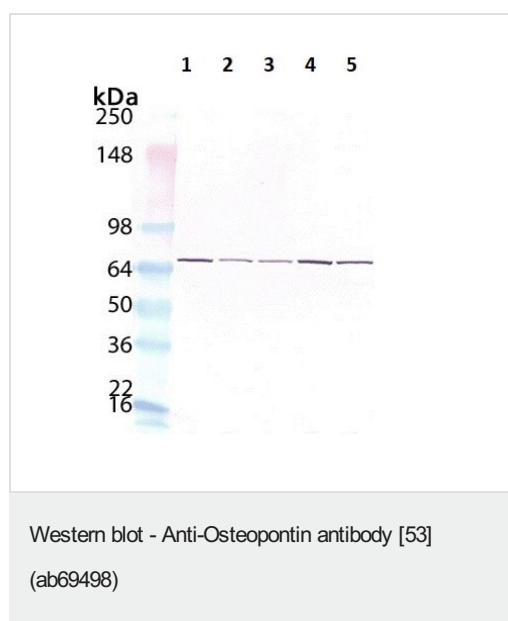
翻译后修饰

Extensively phosphorylated on clustered serine residues.
N- and O-glycosylated.
Phosphorylation sites are present in the extracellular medium.

细胞定位

Secreted.

图片



All lanes : Anti-Osteopontin antibody [53] (ab69498) at 1/1000 dilution

Lane 1 : HeLa lysate

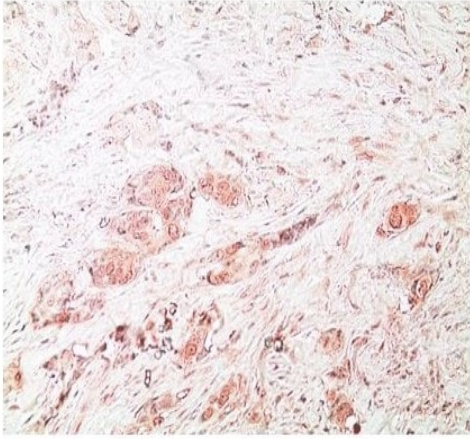
Lane 2 : MCF-7 lysate

Lane 3 : A431 lysate

Lane 4 : HEK-293 lysate

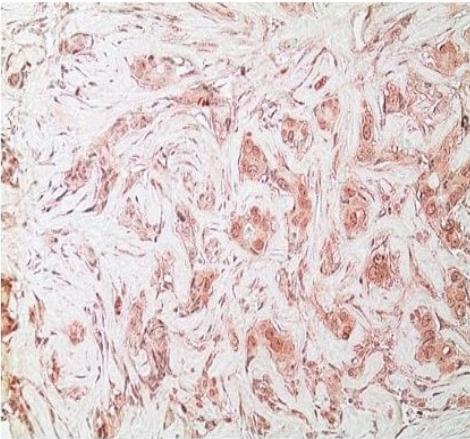
Lane 5 : Caki-2 lysate

Predicted band size: 33 kDa



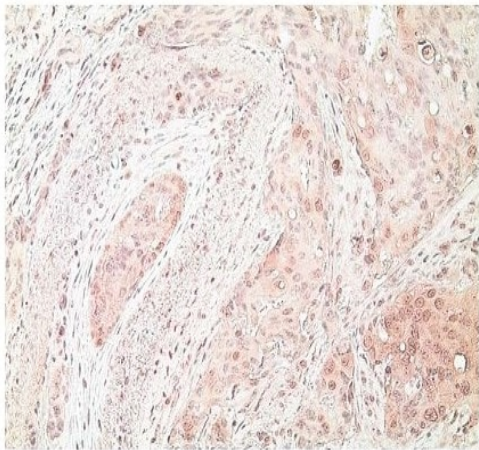
Immunohistochemistry (Formalin/PFA-fixed paraffin-embedded sections) - Anti-Osteopontin antibody [53] (ab69498)

Immunohistochemistry analysis of formalin-fixed, paraffin-embedded human breast cancer tissue stained with ab69498 at 10 µg/ml.



Immunohistochemistry (Formalin/PFA-fixed paraffin-embedded sections) - Anti-Osteopontin antibody [53] (ab69498)

Immunohistochemistry analysis of formalin-fixed, paraffin-embedded human breast cancer tissue stained with ab69498 at 10 µg/ml.



Immunohistochemistry analysis of formalin-fixed, paraffin-embedded human breast cancer tissue stained with ab69498 at 10 µg/ml.

Immunohistochemistry (Formalin/PFA-fixed paraffin-embedded sections) - Anti-Osteopontin antibody [53] (ab69498)

Please note: All products are "FOR RESEARCH USE ONLY. NOT FOR USE IN DIAGNOSTIC PROCEDURES"

Our Abpromise to you: Quality guaranteed and expert technical support

- Replacement or refund for products not performing as stated on the datasheet
- Valid for 12 months from date of delivery
- Response to your inquiry within 24 hours
- We provide support in Chinese, English, French, German, Japanese and Spanish
- Extensive multi-media technical resources to help you
- We investigate all quality concerns to ensure our products perform to the highest standards

If the product does not perform as described on this datasheet, we will offer a refund or replacement. For full details of the Abpromise, please visit <https://www.abcam.cn/abpromise> or contact our technical team.

Terms and conditions

- Guarantee only valid for products bought direct from Abcam or one of our authorized distributors