


### Anti-ornithine aminotransferase antibody ab137679

★★★★★ [1 Abreviews](#) [8 References](#) [4 图像](#)

#### 概述

产品名称	Anti-ornithine aminotransferase抗体
描述	兔多克隆抗体to ornithine aminotransferase
宿主	Rabbit
经测试应用	适用于: WB, IHC-P, ICC/IF
种属反应性	与反应: Mouse, Human 预测可用于: Rat, Chicken, Cow 
免疫原	Recombinant fragment, corresponding to a region within amino acids 30-395 of Human ornithine aminotransferase (Uniprot ID: P04181).
阳性对照	293T, A431, HepG2, MOLT4, Raji, Mouse brain whole cell lysates; Human gastric carcinoma tissue; A431 cells.
常规说明	<p>The Life Science industry has been in the grips of a reproducibility crisis for a number of years. Abcam is leading the way in addressing this with our range of recombinant monoclonal antibodies and knockout edited cell lines for gold-standard validation. Please check that this product meets your needs before purchasing.</p> <p>If you have any questions, special requirements or concerns, please send us an inquiry and/or contact our Support team ahead of purchase. Recommended alternatives for this product can be found below, along with publications, customer reviews and Q&amp;As</p>

#### 性能

形式	Liquid
存放说明	Shipped at 4°C. Upon delivery aliquot. Store at -20°C or -80°C. Avoid freeze / thaw cycle.
存储溶液	pH: 7.00 Preservative: 0.025% Proclin 300 Constituents: 78% PBS, 1% BSA, 20% Glycerol (glycerin, glycerine)
纯度	Immunogen affinity purified
克隆	多克隆
同种型	IgG

#### 应用

## The Abpromise guarantee

**Abpromise™** 承诺保证使用 ab137679 于以下的经测试应用

“应用说明”部分 下显示的仅为推荐的起始稀释度;实际最佳的稀释度/浓度应由使用者检定。

应用	Ab 评论	说明
WB	★★★★★ (1)	1/500 - 1/3000. Predicted molecular weight: 49 kDa.
IHC-P		1/100 - 1/1000. Perform heat mediated antigen retrieval with citrate buffer pH 6 before commencing with IHC staining protocol. or Tris-EDTA buffer (pH8.0)
ICC/IF		1/100 - 1/1000.

## 靶标

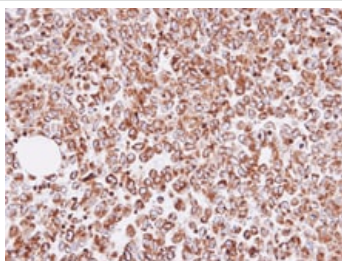
### 相关性

Ornithine aminotransferase (OAT) is a key mitochondrial enzyme in the pathway that converts arginine and ornithine into the major excitatory and inhibitory neurotransmitters glutamate and GABA. Mutations that result in a deficiency of this enzyme cause the autosomal recessive eye disease Gyrate Atrophy. OAT has also been linked with prostate cancer and alternatively activated macrophages

### 细胞定位

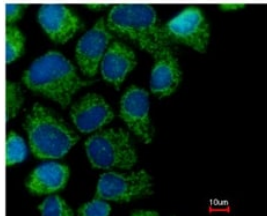
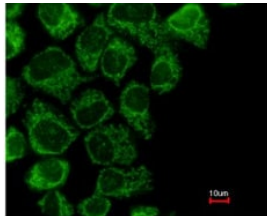
Mitochondrion matrix.

## 图片




Immunohistochemical analysis of paraffin-embedded Human gastric carcinoma tissue, labelling ornithine aminotransferase with ab137679 at 1/100 dilution.

Immunohistochemistry (Formalin/PFA-fixed paraffin-embedded sections) - Anti-ornithine aminotransferase antibody (ab137679)



Immunofluorescence analysis of methanol-fixed A431 cells labelling ornithine aminotransferase with ab137679 at 1/200 dilution. Lower image shows cells co-stained with Hoechst 33342.

Immunocytochemistry/ Immunofluorescence - Anti-ornithine aminotransferase antibody (ab137679)

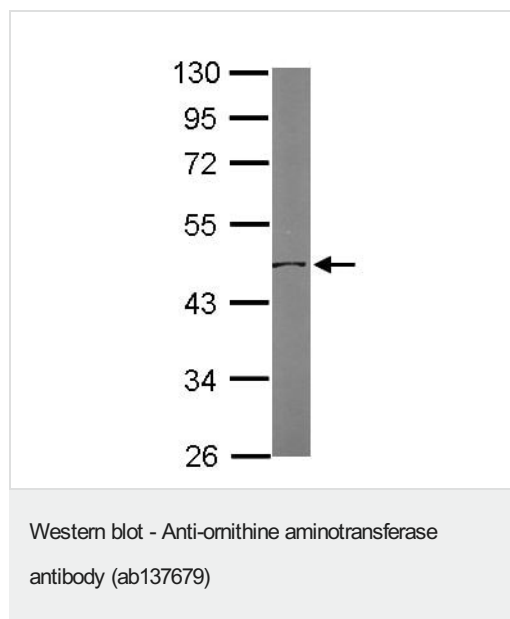


Anti-ornithine aminotransferase antibody (ab137679) at 1/1000 dilution + 293T whole cell lysate at 30 µg

**Predicted band size:** 49 kDa

7.5% SDS PAGE

Western blot - Anti-ornithine aminotransferase antibody (ab137679)



Anti-ornithine aminotransferase antibody (ab137679) at 1/1000 dilution + Mouse brain whole cell lysate at 50 µg

**Predicted band size:** 49 kDa

10% SDS PAGE

**Please note:** All products are "FOR RESEARCH USE ONLY. NOT FOR USE IN DIAGNOSTIC PROCEDURES"

### Our Abpromise to you: Quality guaranteed and expert technical support

---

- Replacement or refund for products not performing as stated on the datasheet
- Valid for 12 months from date of delivery
- Response to your inquiry within 24 hours
- We provide support in Chinese, English, French, German, Japanese and Spanish
- Extensive multi-media technical resources to help you
- We investigate all quality concerns to ensure our products perform to the highest standards

If the product does not perform as described on this datasheet, we will offer a refund or replacement. For full details of the Abpromise, please visit <https://www.abcam.cn/abpromise> or contact our technical team.

### Terms and conditions

---

- Guarantee only valid for products bought direct from Abcam or one of our authorized distributors