


Anti-NUP50 antibody ab85915

1 References 3 图像

概述	
产品名称	Anti-NUP50抗体
描述	兔多克隆抗体to NUP50
宿主	Rabbit
经测试应用	适用于: WB, IP, IHC-P
种属反应性	与反应: Mouse, Human 预测可用于: Cow, Chimpanzee, Rhesus monkey, Gorilla, Orangutan 
免疫原	Synthetic peptide, corresponding to a region between residues 418 and 468 of Human NUP50 (NP_009103.2)
阳性对照	HeLa whole cell lysate.
常规说明	<p>The Life Science industry has been in the grips of a reproducibility crisis for a number of years. Abcam is leading the way in addressing this with our range of recombinant monoclonal antibodies and knockout edited cell lines for gold-standard validation. Please check that this product meets your needs before purchasing.</p> <p>If you have any questions, special requirements or concerns, please send us an inquiry and/or contact our Support team ahead of purchase. Recommended alternatives for this product can be found below, along with publications, customer reviews and Q&As</p>
性能	
形式	Liquid
存放说明	Shipped at 4°C. Upon delivery aliquot and store at -20°C. Avoid freeze / thaw cycles.
存储溶液	pH: 6.8 Preservative: 0.09% Sodium azide Constituents: Tris buffered saline, 0.1% BSA
纯度	Immunogen affinity purified
纯化说明	ab85915 was affinity purified using an epitope specific to NUP50 immobilized on solid support.
克隆	多克隆
同种型	IgG

The Abpromise guarantee

Abpromise™承诺保证使用ab85915于以下的经测试应用

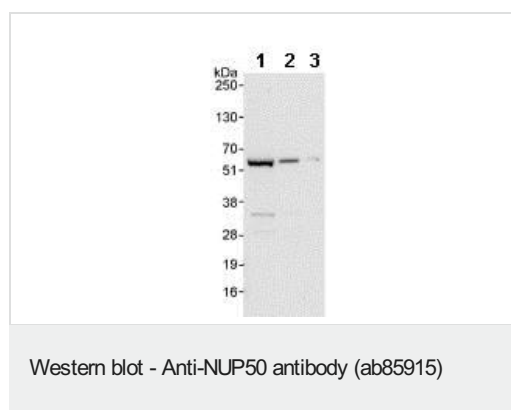
“应用说明”部分 下显示的仅为推荐的起始稀释度;实际最佳的稀释度/浓度应由使用者检定。

应用	Ab评论	说明
WB		1/2000 - 1/10000. Detects a band of approximately 50 kDa (predicted molecular weight: 50 kDa).
IP		Use at 2-5 µg/mg of lysate.
IHC-P		1/200 - 1/1000. Perform heat mediated antigen retrieval with citrate buffer pH 6 before commencing with IHC staining protocol.

靶标

功能	Component of the nuclear pore complex that has a direct role in nuclear protein import. Actively displaces NLSs from importin-alpha, and facilitates disassembly of the importin-alpha:beta-cargo complex and importin recycling. Interacts with multiple transport receptor proteins including CDKN1B. This interaction is required for correct intracellular transport and degradation of CDKN1B.
组织特异性	Ubiquitous. Highest levels in testis, peripheral blood leukocytes and fetal liver.
序列相似性	Contains 1 RanBD1 domain.
结构域	Contains FG repeats.
细胞定位	Nucleus > nuclear pore complex. Nucleus membrane. Localizes to the nucleoplasmic fibrils of the nuclear pore complex.

图片



All lanes : Anti-NUP50 antibody (ab85915) at 0.04 µg/ml

Lane 1 : HeLa whole cell lysate. at 50 µg

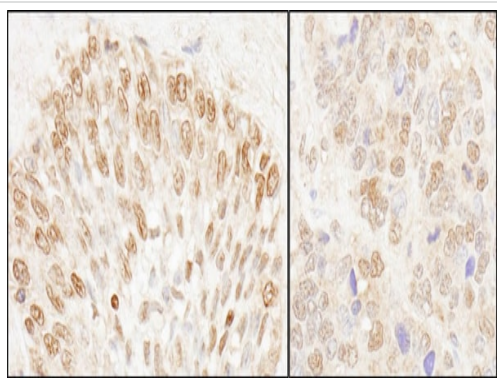
Lane 2 : HeLa whole cell lysate. at 15 µg

Lane 3 : HeLa whole cell lysate. at 5 µg

Predicted band size: 50 kDa

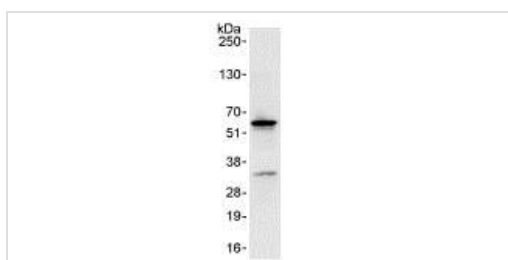
Observed band size: 50 kDa

Exposure time: 30 seconds



Immunohistochemistry (Formalin/PFA-fixed paraffin-embedded sections) - Anti-NUP50 antibody (ab85915)

Immunohistochemistry (Formalin/PFA-fixed paraffin-embedded sections) analysis of human prostate carcinoma (left) and mouse teratoma (right) tissues labelling NUP50 with ab85915 at 1/200 (1µg/ml). Detection: DAB.



Immunoprecipitation - Anti-NUP50 antibody (ab85915)

Detection of NUP50 by Western Blot of Immunoprecipitate. ab85915 at 1µg/ml staining NUP50 in HeLa whole cell lysate immunoprecipitated using ab85915 at 3µg/mg lysate (1 mg/IP; 20% of IP loaded/lane). Detection: Chemiluminescence with exposure time of 3 seconds.

Please note: All products are "FOR RESEARCH USE ONLY. NOT FOR USE IN DIAGNOSTIC PROCEDURES"

Our Abpromise to you: Quality guaranteed and expert technical support

- Replacement or refund for products not performing as stated on the datasheet
- Valid for 12 months from date of delivery
- Response to your inquiry within 24 hours
- We provide support in Chinese, English, French, German, Japanese and Spanish
- Extensive multi-media technical resources to help you
- We investigate all quality concerns to ensure our products perform to the highest standards

If the product does not perform as described on this datasheet, we will offer a refund or replacement. For full details of the Abpromise, please visit <https://www.abcam.cn/abpromise> or contact our technical team.

Terms and conditions

- Guarantee only valid for products bought direct from Abcam or one of our authorized distributors