





### Anti-NRG3 antibody ab77597

**1 References**   **1 图像**

#### 概述

产品名称	Anti-NRG3抗体
描述	山羊多克隆抗体to NRG3
宿主	Goat
经测试应用	适用于: WB
种属反应性	与反应: Human 预测可用于: Cow, Dog, Chimpanzee 
免疫原	Synthetic peptide: RNEIQRDSALTK , corresponding to amino acids 685-696 of Human NRG3 (NP_001010848.2)  <a href="#">Run BLAST with</a>  <a href="#">Run BLAST with</a>
常规说明	<p>The Life Science industry has been in the grips of a reproducibility crisis for a number of years. Abcam is leading the way in addressing this with our range of recombinant monoclonal antibodies and knockout edited cell lines for gold-standard validation. Please check that this product meets your needs before purchasing.</p> <p>If you have any questions, special requirements or concerns, please send us an inquiry and/or contact our Support team ahead of purchase. Recommended alternatives for this product can be found below, along with publications, customer reviews and Q&amp;As</p>
<b>性能</b>	
形式	Liquid
存放说明	Shipped at 4°C. Upon delivery aliquot and store at -20°C or -80°C. Avoid repeated freeze / thaw cycles.
存储溶液	pH: 7.30 Preservative: 0.02% Sodium azide Constituents: 0.5% BSA, Tris buffered saline
纯度	Immunogen affinity purified
纯化说明	Purified from goat serum by ammonium sulphate precipitation followed by antigen affinity chromatography using the immunizing peptide.
克隆	多克隆

同种型	IgG	
应用		
<div>The Abpromise guarantee<div>Abpromise™承诺保证使用ab77597于以下的经测试应用</div></div> <div>“应用说明”部分 下显示的仅为推荐的起始稀释度;实际最佳的稀释度/浓度应由使用者检定。</div>		
应用	Ab评论	说明
WB		
应用说明	<div>ELISA: Use at an assay dependent dilution. Antibody detection limit dilution: 1/64000.</div> <div>WB: Use at a concentration of 0.1 - 0.3 µg/ml. Predicted molecular weight: 78 kDa.</div> <div>Not yet tested in other applications.</div> <div>Optimal dilutions/concentrations should be determined by the end user.</div>	
靶标		
功能	Direct ligand for the ERBB4 tyrosine kinase receptor. Binding results in ligand-stimulated tyrosine phosphorylation and activation of the receptor. Does not bind to the EGF receptor, ERBB2 or ERBB3 receptors. May be a survival factor for oligodendrocytes.	
组织特异性	Highly expressed in most regions of the brain with the exception of corpus callosum. Expressed at lower level in testis. Not detected in heart, placenta, lung, liver, skeletal muscle, kidney, pancreas, spleen, thymus, prostate, ovary, small intestine, colon and peripheral blood leukocytes.	
序列相似性	<div>Belongs to the neuregulin family.</div> <div>Contains 1 EGF-like domain.</div>	
发展阶段	Isoform 3 is expressed in fetal brain but not in other fetal tissues.	
结构域	<div>The cytoplasmic domain may be involved in the regulation of trafficking and proteolytic processing. Regulation of the proteolytic processing involves initial intracellular domain dimerization.</div> <div>ERBB receptor binding is elicited entirely by the EGF-like domain.</div>	
翻译后修饰	<div>Proteolytic cleavage close to the plasma membrane on the external face leads to the release of the soluble growth factor form.</div> <div>Extensive glycosylation precedes the proteolytic cleavage (By similarity). Isoform 3 is glycosylated.</div>	
细胞定位	Secreted; Cell membrane. Does not seem to be active and Cell membrane. Isoform 3 is also proteolytically released as a soluble form.	
图片		



Anti-NGR3 antibody (ab77597) at 0.3 µg/ml + human brain (cerebellum) lysate in RIPA buffer at 35 µg

**Predicted band size:** 78 kDa

**Observed band size:** 75 kDa

**Additional bands at:** 37 kDa. We are unsure as to the identity of these extra bands.

Note: The additional 37 kDa band of unknown identity was consistently observed and was successfully blocked by incubation with the immunizing peptide.

**Please note:** All products are "FOR RESEARCH USE ONLY. NOT FOR USE IN DIAGNOSTIC PROCEDURES"

### Our Abpromise to you: Quality guaranteed and expert technical support

---

- Replacement or refund for products not performing as stated on the datasheet
- Valid for 12 months from date of delivery
- Response to your inquiry within 24 hours
- We provide support in Chinese, English, French, German, Japanese and Spanish
- Extensive multi-media technical resources to help you
- We investigate all quality concerns to ensure our products perform to the highest standards

If the product does not perform as described on this datasheet, we will offer a refund or replacement. For full details of the Abpromise, please visit <https://www.abcam.cn/abpromise> or contact our technical team.

### Terms and conditions

---

- Guarantee only valid for products bought direct from Abcam or one of our authorized distributors