

Anti-NR2F6/EAR-2 antibody ab65012

[2 References](#) [3 图像](#)

概述

产品名称	Anti-NR2F6/EAR-2抗体
描述	兔多克隆抗体to NR2F6/EAR-2
宿主	Rabbit
经测试应用	适用于: ICC/IF, IHC-P, WB
种属反应性	与反应: Human
免疫原	Synthetic peptide. This information is proprietary to Abcam and/or its suppliers.
常规说明	<p>The Life Science industry has been in the grips of a reproducibility crisis for a number of years. Abcam is leading the way in addressing this with our range of recombinant monoclonal antibodies and knockout edited cell lines for gold-standard validation. Please check that this product meets your needs before purchasing.</p> <p>If you have any questions, special requirements or concerns, please send us an inquiry and/or contact our Support team ahead of purchase. Recommended alternatives for this product can be found below, along with publications, customer reviews and Q&As</p>

性能

形式	Liquid
存放说明	Shipped at 4°C. Store at -20°C. Stable for 12 months at -20°C.
存储溶液	pH: 7.40 Preservative: 0.02% Sodium azide Constituents: PBS, 50% Glycerol (glycerin, glycerine), 0.87% Sodium chloride
纯度	Without Mg ²⁺ and Ca ²⁺
克隆	Immunogen affinity purified
同种型	多克隆 IgG

应用

The Abpromise guarantee

Abpromise™ 承诺保证使用ab65012于以下的经测试应用

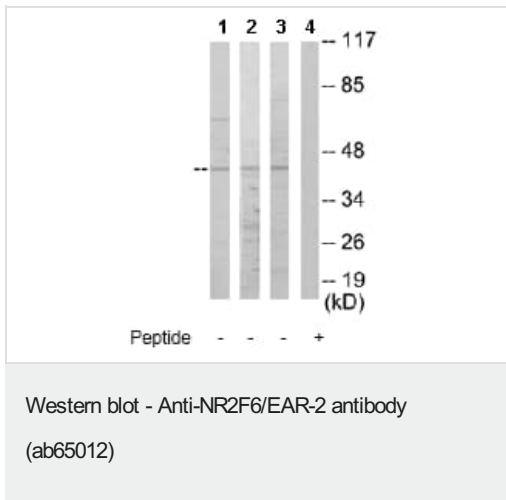
“应用说明”部分 下显示的仅为推荐的起始稀释度;实际最佳的稀释度/浓度应由使用者检定。

应用	Ab评论	说明
ICC/IF		1/500 - 1/1000.
IHC-P		1/50 - 1/100. Perform heat mediated antigen retrieval via the pressure cooker method before commencing with IHC staining protocol.
WB		1/500 - 1/1000. Detects a band of approximately 43 kDa (predicted molecular weight: 43 kDa).

靶标

功能	Transcription factor predominantly involved in transcriptional repression. Binds to promoter/enhancer response elements that contain the imperfect 5'-AGGTCA-3' direct or inverted repeats with various spacings which are also recognized by other nuclear hormone receptors. Involved in modulation of hormonal responses. Represses transcriptional activity of the lutropin-choriogonadotropic hormone receptor/LHCGR gene, the renin/REN gene and the oxytocin-neurophysin/OXT gene. Represses the triiodothyronine-dependent and -independent transcriptional activity of the thyroid hormone receptor gene in a cell type-specific manner. The corepressing function towards thyroid hormone receptor beta/THRB involves at least in part the inhibition of THRB binding to triiodothyronine response elements (TREs) by NR2F6. Inhibits NFATC transcription factor DNA binding and subsequently its transcriptional activity. Acts as transcriptional repressor of IL-17 expression in Th-17 differentiated CD4(+) T cells and may be involved in induction and/or maintenance of peripheral immunological tolerance and autoimmunity. Involved in development of forebrain circadian clock; is required early in the development of the locus coeruleus (LC).
组织特异性	Expressed in heart, placenta, liver, skeletal muscle, kidney and pancreas.
序列相似性	Belongs to the nuclear hormone receptor family. NR2 subfamily. Contains 1 nuclear receptor DNA-binding domain.
细胞定位	Nucleus.

图片



All lanes : Anti-NR2F6/EAR-2 antibody (ab65012) at 1/500 dilution

Lane 1 : HeLa cell extract at 10-30µg

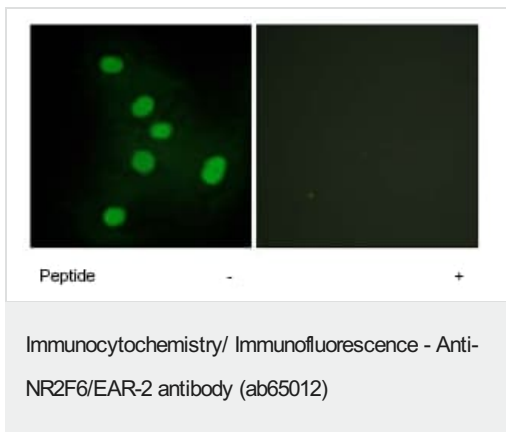
Lane 2 : 293 cell extract at 10-30µg

Lane 3 : HUVEC cell extract at 10-30µg

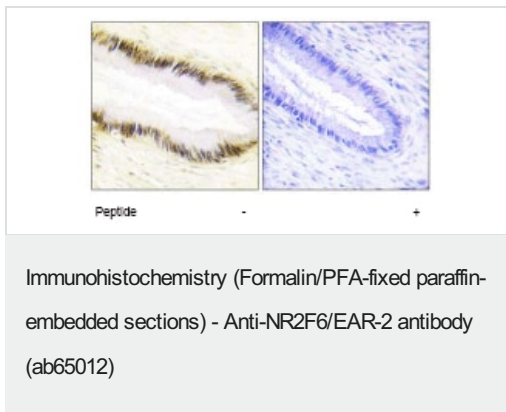
Lane 4 : HUVEC cell extract at 10-30µg with immunizing peptide at 5-10µg

Predicted band size: 43 kDa

Observed band size: 43 kDa



ab65012 at 1/500 - 1/1000 dilution staining NR2F6/EAR-2 in HepG2 cells by Immunofluorescence, in the absence or presence of the immunising peptide.



ab65012 at 1/50 - 1/100 dilution staining human cervix carcinoma in NR2F6/EAR-2 by Immunohistochemistry, Paraffin-embedded tissue, in the absence or presence of the immunising peptide.

Please note: All products are "FOR RESEARCH USE ONLY. NOT FOR USE IN DIAGNOSTIC PROCEDURES"

Our Abpromise to you: Quality guaranteed and expert technical support

- Replacement or refund for products not performing as stated on the datasheet
- Valid for 12 months from date of delivery
- Response to your inquiry within 24 hours
- We provide support in Chinese, English, French, German, Japanese and Spanish
- Extensive multi-media technical resources to help you
- We investigate all quality concerns to ensure our products perform to the highest standards

If the product does not perform as described on this datasheet, we will offer a refund or replacement. For full details of the Abpromise, please visit <https://www.abcam.cn/abpromise> or contact our technical team.

Terms and conditions

- Guarantee only valid for products bought direct from Abcam or one of our authorized distributors