

### Anti-NR2F2 antibody [H7147] ab41859

★★★★★ [2 Abreviews](#) [23 References](#) [3 图像](#)

#### 概述

产品名称	Anti-NR2F2抗体[H7147]
描述	小鼠单克隆抗体[H7147] to NR2F2
宿主	Mouse
经测试应用	适用于: IP, ELISA, IHC-P, WB, ICC/IF
种属反应性	与反应: Mouse, Rat, Human 预测可用于: Cow 
免疫原	Recombinant fragment: PGQGGPAS TPAQTAAGGQ GGPG , corresponding to amino acids 43-64 of Human NR2F2 <a href="#"> Run BLAST with</a> <a href="#"> Run BLAST with</a>
阳性对照	Human Convolved tubule and Rat Glomerular
常规说明	<p>This product was changed from ascites to tissue culture supernatant on 3<sup>rd</sup> April 2019. Please note that the dilutions may need to be adjusted accordingly. If you have any questions, please do not hesitate to contact our scientific support team.</p> <p>The Life Science industry has been in the grips of a reproducibility crisis for a number of years. Abcam is leading the way in addressing this with our range of recombinant monoclonal antibodies and knockout edited cell lines for gold-standard validation. Please check that this product meets your needs before purchasing.</p> <p>If you have any questions, special requirements or concerns, please send us an inquiry and/or contact our Support team ahead of purchase. Recommended alternatives for this product can be found below, along with publications, customer reviews and Q&amp;As</p>

#### 性能

形式	Liquid
存放说明	Shipped at 4°C. Store at +4°C short term (1-2 weeks). Upon delivery aliquot. Store at -20°C long term.
存储溶液	pH: 7 Preservative: 0.1% Sodium azide  Physiological saline.

纯度	Tissue culture supernatant
克隆	单克隆
克隆编号	H7147
同种型	IgG2a

应用

The Abpromise guarantee      **Abpromise™**承诺保证使用ab41859于以下的经测试应用

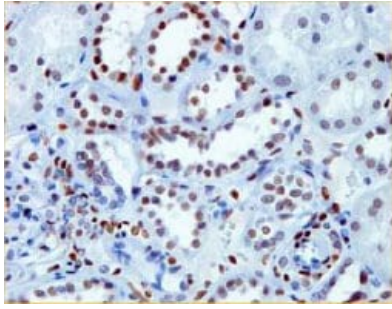
“应用说明”部分 下显示的仅为推荐的起始稀释度;实际最佳的稀释度/浓度应由使用者检定。

应用	Ab评论	说明
IP		Use at an assay dependent concentration.
ELISA		Use at an assay dependent concentration.
IHC-P		Use at an assay dependent concentration.
WB		Use at an assay dependent concentration. Detects a band of approximately 49 kDa (predicted molecular weight: 46 kDa).
ICC/IF	★★★★★ (1)	Use at an assay dependent concentration.

靶标

功能	Ligand-activated transcription factor. Activated by high concentrations of 9-cis-retinoic acid and all-trans-retinoic acid, but not by dexamethasone, cortisol or progesterone (in vitro). Regulation of the apolipoprotein A-I gene transcription. Binds to DNA site A.
组织特异性	Ubiquitous.
疾病相关	Congenital heart defects, multiple types, 4
序列相似性	Belongs to the nuclear hormone receptor family. NR2 subfamily. Contains 1 nuclear receptor DNA-binding domain.
细胞定位	Nucleus.

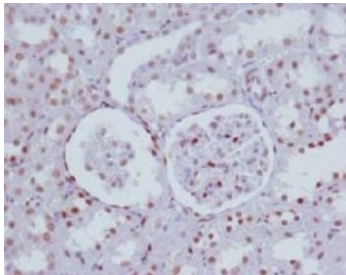
图片



Immunohistochemistry (Formalin/PFA-fixed paraffin-embedded sections) - Anti-NR2F2 antibody [H7147] (ab41859)

ab41859 staining human NR2F2 in convoluted tubule by Immunohistochemistry (FFPE-sections) 10ug/ml.

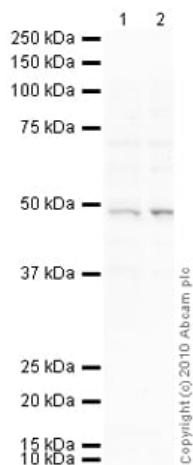
This image was generated using the ascites version of the product.



Immunohistochemistry (Formalin/PFA-fixed paraffin-embedded sections) - Anti-NR2F2 antibody [H7147] (ab41859)

ab41859 staining rat NR2F2 in Glomerular by Immunohistochemistry (FFPE-sections) 10ug/ml.

This image was generated using the ascites version of the product.



Western blot - Anti-NR2F2 antibody [H7147] (ab41859)

**All lanes** : Anti-NR2F2 antibody [H7147] (ab41859) at 1 µg/ml

**Lane 1** : Caco 2 (Human colonic carcinoma cell line) Whole Cell Lysate

**Lane 2** : HEK293 (Human embryonic kidney cell line) Whole Cell Lysate

Lysates/proteins at 10 µg per lane.

### Secondary

**All lanes** : Goat Anti-Mouse IgG H&L (HRP) preadsorbed ([ab97040](#)) at 1/5000 dilution

Developed using the ECL technique.

Performed under reducing conditions.

**Predicted band size:** 46 kDa

**Observed band size:** 49 kDa

**Additional bands at:** 72 kDa. We are unsure as to the identity of

these extra bands.

**Exposure time:** 4 minutes

This image was generated using the ascites version of the product.

**Please note:** All products are "FOR RESEARCH USE ONLY. NOT FOR USE IN DIAGNOSTIC PROCEDURES"

### **Our Abpromise to you: Quality guaranteed and expert technical support**

---

- Replacement or refund for products not performing as stated on the datasheet
- Valid for 12 months from date of delivery
- Response to your inquiry within 24 hours
- We provide support in Chinese, English, French, German, Japanese and Spanish
- Extensive multi-media technical resources to help you
- We investigate all quality concerns to ensure our products perform to the highest standards

If the product does not perform as described on this datasheet, we will offer a refund or replacement. For full details of the Abpromise, please visit <https://www.abcam.cn/abpromise> or contact our technical team.

### **Terms and conditions**

---

- Guarantee only valid for products bought direct from Abcam or one of our authorized distributors