


Anti-NOX3 antibody ab81864

3 References **2 图像**

概述

产品名称	Anti-NOX3抗体
描述	兔多克隆抗体to NOX3
宿主	Rabbit
特异性	From Jan 2024, QC testing of replenishment batches of this polyclonal changed. All tested and expected application and reactive species combinations are still covered by our Abcam product promise. However, we no longer test all applications. For more information on a specific batch, please contact our Scientific Support who will be happy to help.
经测试应用	适用于: WB, ICC/IF
种属反应性	与反应: Human 预测可用于: Dog 
免疫原	Synthetic peptide corresponding to Human NOX3 aa 100-200 conjugated to keyhole limpet haemocyanin. (Peptide available as ab101218)
阳性对照	This antibody gave a positive signal in HeLa and HEK293 whole cell lysates.
常规说明	<p>The Life Science industry has been in the grips of a reproducibility crisis for a number of years. Abcam is leading the way in addressing this with our range of recombinant monoclonal antibodies and knockout edited cell lines for gold-standard validation. Please check that this product meets your needs before purchasing.</p> <p>If you have any questions, special requirements or concerns, please send us an inquiry and/or contact our Support team ahead of purchase. Recommended alternatives for this product can be found below, along with publications, customer reviews and Q&As</p>

性能

形式	Liquid
存放说明	Shipped at 4°C. Store at +4°C short term (1-2 weeks). Upon delivery aliquot. Store at -20°C or -80°C. Avoid freeze / thaw cycle.
存储溶液	pH: 7.40 Preservative: 0.02% Sodium azide Constituent: PBS

Batches of this product that have a concentration < 1mg/ml may have BSA added as a stabilising agent. If you would like information about the formulation of a specific lot, please contact our scientific support team who will be happy to help.

纯度	Immunogen affinity purified
克隆	多克隆
同种型	IgG

应用

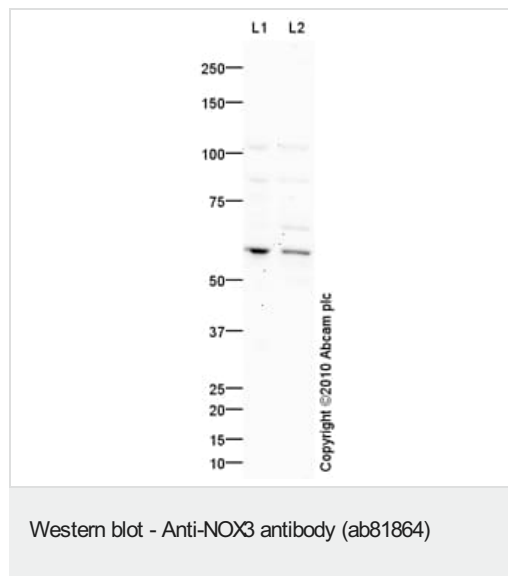
The Abpromise guarantee Abpromise™ 承诺保证使用ab81864于以下的经测试应用

“应用说明”部分 下显示的仅为推荐的起始稀释度;实际最佳的稀释度/浓度应由使用者检定。

应用	Ab评论	说明
WB		Use a concentration of 1 µg/ml. Detects a band of approximately 62 kDa (predicted molecular weight: 64 kDa).
ICC/IF		Use a concentration of 1 µg/ml.

靶标

图片



All lanes : Anti-NOX3 antibody (ab81864) at 1 µg/ml

Lane 1 : HEK293 (Human embryonic kidney cell line) Whole Cell Lysate

Lane 2 : HeLa (Human epithelial carcinoma cell line) Whole Cell Lysate

Lysates/proteins at 10 µg per lane.

Secondary

All lanes : Goat Anti-Rabbit IgG H&L (HRP) preadsorbed ([ab97080](#)) at 1/5000 dilution

Developed using the ECL technique.

Performed under reducing conditions.

Predicted band size: 64 kDa

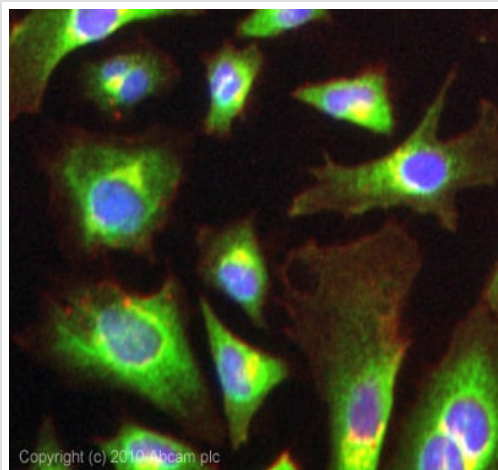
Observed band size: 62 kDa

Additional bands at: 105 kDa, 85 kDa. We are unsure as to the

identity of these extra bands.

Exposure time: 20 minutes

Abcam recommends that this antibody is blocked with milk rather than BSA.



Immunocytochemistry/ Immunofluorescence - Anti-NOX3 antibody (ab81864)

ICC/IF image of ab81864 stained HeLa cells. The cells were 4% PFA fixed (10 min) and then incubated in 1%BSA / 10% normal goat serum / 0.3M glycine in 0.1% PBS-Tween for 1h to permeabilise the cells and block non-specific protein-protein interactions. The cells were then incubated with the antibody (ab81864, 1µg/ml) overnight at +4°C. The secondary antibody (green) was Alexa Fluor® 488 goat anti-rabbit IgG (H+L) used at a 1/1000 dilution for 1h. Alexa Fluor® 594 WGA was used to label plasma membranes (red) at a 1/200 dilution for 1h. DAPI was used to stain the cell nuclei (blue) at a concentration of 1.43µM. This antibody also gave a positive result in 4% MCF7 fixed (10 min) MCF7 cells at 1µg/ml, and in 100% methanol fixed (5 min) HeLa cells at 1µg/ml

Please note: All products are "FOR RESEARCH USE ONLY. NOT FOR USE IN DIAGNOSTIC PROCEDURES"

Our Abpromise to you: Quality guaranteed and expert technical support

- Replacement or refund for products not performing as stated on the datasheet
- Valid for 12 months from date of delivery
- Response to your inquiry within 24 hours
- We provide support in Chinese, English, French, German, Japanese and Spanish
- Extensive multi-media technical resources to help you
- We investigate all quality concerns to ensure our products perform to the highest standards

If the product does not perform as described on this datasheet, we will offer a refund or replacement. For full details of the Abpromise, please visit <https://www.abcam.cn/abpromise> or contact our technical team.

Terms and conditions

- Guarantee only valid for products bought direct from Abcam or one of our authorized distributors