




### Anti-Nociceptin antibody ab100880

#### 1 图像

#### 概述

产品名称	Anti-Nociceptin抗体
描述	兔多克隆抗体to Nociceptin
宿主	Rabbit
经测试应用	适用于: IHC-P
种属反应性	与反应: Human 预测可用于: Rabbit, Horse, Dog, Pig 
免疫原	Synthetic peptide: FGGFTGARKSARKLANQ , corresponding to internal sequence amino acids 130-146 of Human Nociceptin  <a href="#">Run BLAST with</a>  <a href="#">Run BLAST with</a>
常规说明	<p>The Life Science industry has been in the grips of a reproducibility crisis for a number of years. Abcam is leading the way in addressing this with our range of recombinant monoclonal antibodies and knockout edited cell lines for gold-standard validation. Please check that this product meets your needs before purchasing.</p> <p>If you have any questions, special requirements or concerns, please send us an inquiry and/or contact our Support team ahead of purchase. Recommended alternatives for this product can be found below, along with publications, customer reviews and Q&amp;As</p>

#### 性能

形式	Liquid
存放说明	Shipped at 4°C. Upon delivery aliquot and store at -20°C. Avoid freeze / thaw cycles.
存储溶液	Preservative: 0.02% Sodium azide Constituent: Whole serum
纯度	Whole antiserum
克隆	多克隆
同种型	IgG

#### 应用

## The Abpromise guarantee

**Abpromise™** 承诺保证使用ab100880于以下的经测试应用

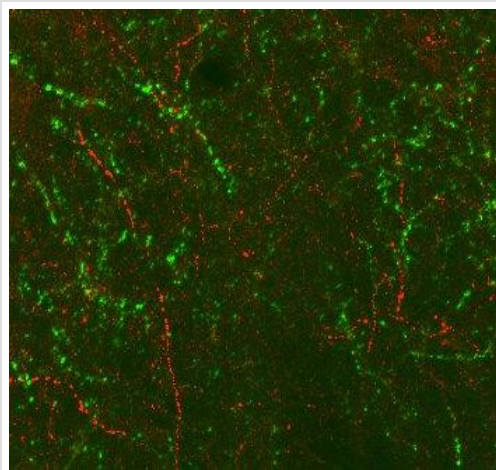
“应用说明”部分 下显示的仅为推荐的起始稀释度;实际最佳的稀释度/浓度应由使用者检定。

应用	Ab评论	说明
IHC-P		1/2000.

## 靶标

功能	<p>Nociceptin: Ligand of the opioid receptor-like receptor OPRL1. It may act as a transmitter in the brain by modulating nociceptive and locomotor behavior. May be involved in neuronal differentiation and development.</p> <p>Nocistatin: Blocks nociceptin action in pain transmission by inhibiting nociceptin-induced hyperalgesia and allodynia.</p> <p>Orphanin FQ2: Has potent analgesic activity.</p>
组织特异性	Predominantly expressed in the brain and spinal cord. Also expressed and secreted by peripheral blood neutrophils following degranulation.
序列相似性	Belongs to the opioid neuropeptide precursor family.
翻译后修饰	<p>Specific enzymatic cleavages at paired basic residues probably yield other active peptides besides nociceptin.</p> <p>The N-terminal domain contains 6 conserved cysteines thought to be involved in disulfide bonding and/or processing.</p>
细胞定位	Secreted.

## 图片



Immunohistochemistry (Formalin/PFA-fixed paraffin-embedded sections) - Anti-Nociceptin antibody (ab100880)

Dual labeling of Nociceptin (green) and enkephalin (red). 7  $\mu$ m paraffin sections of human brain tissue were cut and floated onto positively charged slides. After being dewaxed and microwaved in 10mM citric acid (pH 6.0) for 20 minutes at 600W, sections were incubated with the rabbit polyclonal antisera overnight at 4°C, primary antibody was detected using biotinylated goat anti-rabbit IgG followed by incubation with peroxidase-conjugated avidin.

Binding of the primary antibody was visualized using 3-amino-9-ethylcarbazole (AEC) in acetate buffer. Afterwards, sections were rinsed, counterstained with Mayer's hematoxylin and mounted in Vectamount mounting medium.

**Please note:** All products are "FOR RESEARCH USE ONLY. NOT FOR USE IN DIAGNOSTIC PROCEDURES"

### **Our Abpromise to you: Quality guaranteed and expert technical support**

---

- Replacement or refund for products not performing as stated on the datasheet
- Valid for 12 months from date of delivery
- Response to your inquiry within 24 hours
  
- We provide support in Chinese, English, French, German, Japanese and Spanish
- Extensive multi-media technical resources to help you
- We investigate all quality concerns to ensure our products perform to the highest standards

If the product does not perform as described on this datasheet, we will offer a refund or replacement. For full details of the Abpromise, please visit <https://www.abcam.cn/abpromise> or contact our technical team.

### **Terms and conditions**

---

- Guarantee only valid for products bought direct from Abcam or one of our authorized distributors