


# Anti-NLRX1 antibody ab107611

**2 References**   **3 图像**

### 概述

产品名称	Anti-NLRX1抗体
描述	兔多克隆抗体to NLRX1
宿主	Rabbit
经测试应用	适用于: WB, IHC-P
种属反应性	与反应: Mouse, Horse, Human 预测可用于: Cow, Dog 
免疫原	Synthetic peptide, corresponding to a region within amino acids 580-630 of Human NLRX1 (NP_078894.2).
阳性对照	Mouse heart tissue lysate; Human brain tissue
常规说明	<p>The Life Science industry has been in the grips of a reproducibility crisis for a number of years. Abcam is leading the way in addressing this with our range of recombinant monoclonal antibodies and knockout edited cell lines for gold-standard validation. Please check that this product meets your needs before purchasing.</p> <p>If you have any questions, special requirements or concerns, please send us an inquiry and/or contact our Support team ahead of purchase. Recommended alternatives for this product can be found below, along with publications, customer reviews and Q&amp;As</p>

### 性能

形式	Liquid
存放说明	Shipped at 4°C. Store at 4°C (up to 6 months). Store at -20°C long term.
存储溶液	<p>pH: 7.4</p> <p>Preservative: 0.05% Sodium azide</p> <p>Constituents: PBS, 0.05% BSA</p>
纯度	Protein A purified
克隆	多克隆
同种型	IgG

### 应用

## The Abpromise guarantee

**Abpromise™**承诺保证使用ab107611于以下的经测试应用

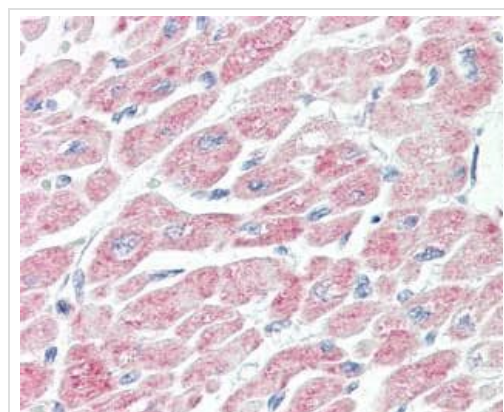
“应用说明”部分 下显示的仅为推荐的起始稀释度;实际最佳的稀释度/浓度应由使用者检定。

应用	Ab评论	说明
WB		Use a concentration of 5 - 7 µg/ml. Predicted molecular weight: 108 kDa.
IHC-P		Use a concentration of 5 - 10 µg/ml. Perform heat mediated antigen retrieval before commencing with IHC staining protocol.

## 靶标


功能	Participates in antiviral signaling. Acts as a negative regulator of MAVS-mediated antiviral responses, through the inhibition of the virus-induced RLH (RIG-like helicase)-MAVS interaction (PubMed:18200010). Has no inhibitory function on NF-Kappa-B and type 1 interferon signaling pathways, but enhances NF-Kappa-B and JUN N-terminal kinase dependent signaling through the production of reactive oxygen species (PubMed:18219313).
组织特异性	Ubiquitously expressed. Strongest expression in mammary gland, heart and muscle. Detected in HELA, 293T, THP-1, HL60, RAJI, and JURKAT cell lines (at protein level).
序列相似性	Belongs to the NLRP family. Contains 7 LRR (leucine-rich) repeats. Contains 1 NACHT domain.
细胞定位	Mitochondrion outer membrane.

## 图片



Immunohistochemistry (Formalin/PFA-fixed paraffin-embedded sections) analysis of Human heart tissue labelling NLRX1 with ab107611 at 10µg/ml. Staining was enhanced by boiling tissue sections in 10mM sodium citrate buffer, pH6.0 for 10-20 minutes followed by cooling at room temperature for 20 minutes.

Immunohistochemistry (Formalin/PFA-fixed paraffin-embedded sections) - Anti-NLRX1 antibody (ab107611)



Western blot - Anti-NLRX1 antibody (ab107611)

**All lanes :** Anti-NLRX1 antibody (ab107611) at 5 µg/ml

**Lane 1 :** Mouse heart tissue lysate in absence immunizing peptide

**Lane 2 :** Mouse heart tissue lysate in presence of immunizing peptide

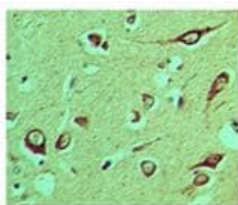
Lysates/proteins at 40 µg per lane.

### Secondary

**All lanes :** Goat anti-Rabbit Ig HRP

Developed using the ECL technique.

**Predicted band size:** 108 kDa



Immunohistochemistry (Formalin/PFA-fixed paraffin-embedded sections) - Anti-NLRX1 antibody (ab107611)

ab107611, at 5µg, staining NLRX1 in formalin-fixed, paraffin-embedded Human brain tissue by immunohistochemistry.

**Please note:** All products are "FOR RESEARCH USE ONLY. NOT FOR USE IN DIAGNOSTIC PROCEDURES"

### Our Abpromise to you: Quality guaranteed and expert technical support

- Replacement or refund for products not performing as stated on the datasheet
- Valid for 12 months from date of delivery
- Response to your inquiry within 24 hours
- We provide support in Chinese, English, French, German, Japanese and Spanish
- Extensive multi-media technical resources to help you
- We investigate all quality concerns to ensure our products perform to the highest standards

If the product does not perform as described on this datasheet, we will offer a refund or replacement. For full details of the Abpromise, please visit <https://www.abcam.cn/abpromise> or contact our technical team.

## Terms and conditions

---

- Guarantee only valid for products bought direct from Abcam or one of our authorized distributors