


### Anti-Neuropeptide S antibody ab18252

★★★★★ [2 Abreviews](#) [8 References](#) [2 图像](#)

#### 概述

产品名称	Anti-Neuropeptide S抗体
描述	兔多克隆抗体to Neuropeptide S
宿主	Rabbit
特异性	This antibody is generated against the complete 20aa sequence of the fully processed rat NPS peptide, it should run at about 2kDa on WB. ab18252 detects mouse NPS peptide in IHC (PFA fixed) and in RIA in hypothalamic mouse brain tissue.
经测试应用	适用于: IHC (PFA fixed), RIA
种属反应性	与反应: Rat 预测可用于: Mouse 
免疫原	Synthetic peptide. This information is proprietary to Abcam and/or its suppliers.
常规说明	<p>The Life Science industry has been in the grips of a reproducibility crisis for a number of years. Abcam is leading the way in addressing this with our range of recombinant monoclonal antibodies and knockout edited cell lines for gold-standard validation. Please check that this product meets your needs before purchasing.</p> <p>If you have any questions, special requirements or concerns, please send us an inquiry and/or contact our Support team ahead of purchase. Recommended alternatives for this product can be found below, along with publications, customer reviews and Q&amp;As</p>

#### 性能

形式	Liquid
存放说明	Shipped at 4°C. Store at +4°C short term (1-2 weeks). Upon delivery aliquot. Store at -20°C or -80°C. Avoid freeze / thaw cycle.
存储溶液	pH: 7.40 Preservative: 0.02% Sodium azide Constituent: PBS
纯度	Batches of this product that have a concentration < 1mg/ml may have BSA added as a stabilising agent. If you would like information about the formulation of a specific lot, please contact our scientific support team who will be happy to help. Immunogen affinity purified

克隆

多克隆

同种型

IgG

应用

The Abpromise guarantee

Abpromise™承诺保证使用ab18252于以下的经测试应用

“应用说明”部分 下显示的仅为推荐的起始稀释度;实际最佳的稀释度/浓度应由使用者检定。

应用	Ab评论	说明
IHC (PFA fixed)		Use a concentration of 0.3 µg/ml.
RIA		Use a concentration of 0.1 - 0.3 µg/ml.

靶标

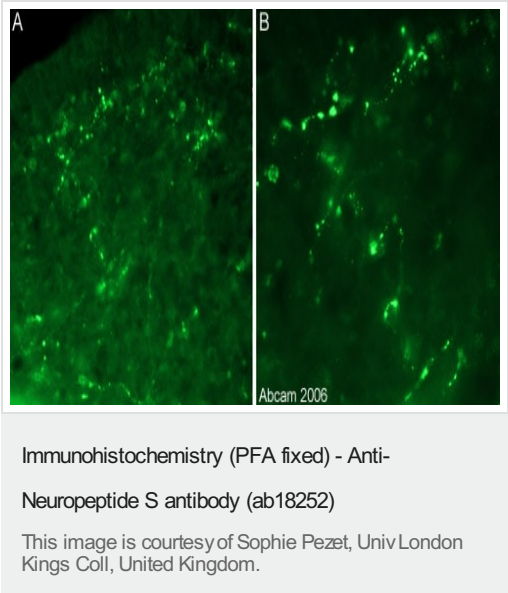
功能

Modulates arousal and anxiety. May play an important anorexigenic role (By similarity). Binds to its receptor NPSR1 with nanomolar affinity to increase intracellular calcium concentrations (PubMed:15312648, PubMed:16790440).

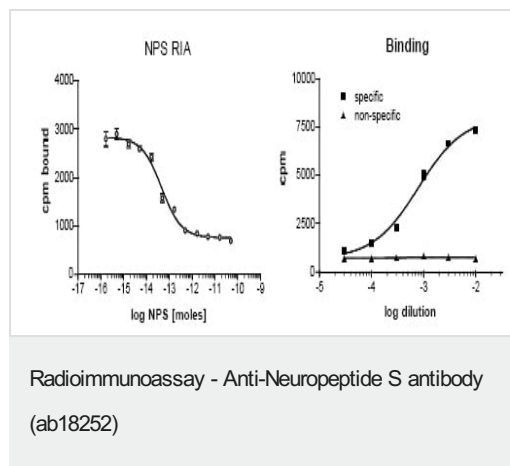
细胞定位

Secreted.

图片



Immunofluorescent staining using the Neuropeptide S antibody (ab18252) in the rat hypothalamus. Picture taken using objectives X20 (A) or X40 (B). The staining is observed in thin and varicose fibers. This staining is blocked by preincubation with immunising peptides ([ab18698](#) and [ab18699](#)). ab18252 was used at 1/1000 (0.3µg/ml) incubated overnight at room temperature. Secondary antibody used was anti-rabbit Alexa Fluor 488 at 1/1000 incubated for 2 hours at room temperature. Rat brain tissue was perfusion fixed with 4% PFA followed by overnight post-fixation in the same fixative, cryoprotected in 20% sucrose and frozen in OCT. 30µm coronal sections were cut on a cyrostat and immunohistochemistry performed by the 'free floating' technique.



IC50: 46 fmoles; ab18252 used at a dilution of 1/3000; Tracer: [125I] Y10-hNPS, 12.000 cpm; Detection method: anti-rabbit SPA (Amersham).

Radioimmunoassay was performed in equilibrium, using the SPA technology (Amersham). 50µl antirabbit YSi SPA beads (RPN 140) were mixed with 50µl antiserum (1:3000), 50µl tracer (12,000 cpm) and with or without cold NPS peptide in increasing concentrations. All reagents were resuspended in 0.1M phosphate buffer, pH 7, 0.1% BSA. Incubation was for 48h at RT. Bound radioligand was detected by scintillation proximity in a beta counter (MicroBeta, Wallac).

**Please note:** All products are "FOR RESEARCH USE ONLY. NOT FOR USE IN DIAGNOSTIC PROCEDURES"

### Our Abpromise to you: Quality guaranteed and expert technical support

- Replacement or refund for products not performing as stated on the datasheet
- Valid for 12 months from date of delivery
- Response to your inquiry within 24 hours
- We provide support in Chinese, English, French, German, Japanese and Spanish
- Extensive multi-media technical resources to help you
- We investigate all quality concerns to ensure our products perform to the highest standards

If the product does not perform as described on this datasheet, we will offer a refund or replacement. For full details of the Abpromise, please visit <https://www.abcam.cn/abpromise> or contact our technical team.

### Terms and conditions

- Guarantee only valid for products bought direct from Abcam or one of our authorized distributors