

Anti-Nestin antibody ab134017

★★★★☆ [5 Abreviews](#) [28 References](#) [4 图像](#)

概述

产品名称	Anti-Nestin抗体
描述	鸡多克隆抗体to Nestin
宿主	Chicken
经测试应用	适用于: ICC/IF, IHC-P, WB
种属反应性	与反应: Mouse
免疫原	Three synthetic peptides, conjugated to KLH, corresponding to regions within Mouse Nestin (NP_057910).
阳性对照	e13 mouse brain
常规说明	<p>The Life Science industry has been in the grips of a reproducibility crisis for a number of years. Abcam is leading the way in addressing this with our range of recombinant monoclonal antibodies and knockout edited cell lines for gold-standard validation. Please check that this product meets your needs before purchasing.</p> <p>If you have any questions, special requirements or concerns, please send us an inquiry and/or contact our Support team ahead of purchase. Recommended alternatives for this product can be found below, along with publications, customer reviews and Q&As</p>

性能

形式	Liquid
存放说明	Shipped at 4°C. Store at -20°C or -80°C. Avoid freeze / thaw cycle. Store undiluted.
存储溶液	pH: 7 Preservative: 0.02% Sodium azide Constituent: 99% PBS
纯度	Immunogen affinity purified
纯化说明	IgY fractions were purified from the yolks and IgY fractions were then affinity-purified using a peptide column, the concentrations of the eluate adjusted to 300 µg/ml, and the preparation filter-sterilized.
克隆	多克隆
同种型	IgY

应用

The Abpromise guarantee

Abpromise™ 承诺保证使用 ab134017 于以下的经测试应用

“应用说明”部分 下显示的仅为推荐的起始稀释度;实际最佳的稀释度/浓度应由使用者检定。

应用	Ab评论	说明
ICC/IF		1/1000 - 1/2000.
IHC-P	★☆☆☆☆ (1)	1/1000 - 1/2000.
WB		1/20000 - 1/50000. Predicted molecular weight: 177 kDa.

靶标

功能

Required for brain and eye development. Promotes the disassembly of phosphorylated vimentin intermediate filaments (IF) during mitosis and may play a role in the trafficking and distribution of IF proteins and other cellular factors to daughter cells during progenitor cell division. Required for survival, renewal and mitogen-stimulated proliferation of neural progenitor cells.

组织特异性

CNS stem cells.

序列相似性

Belongs to the intermediate filament family.

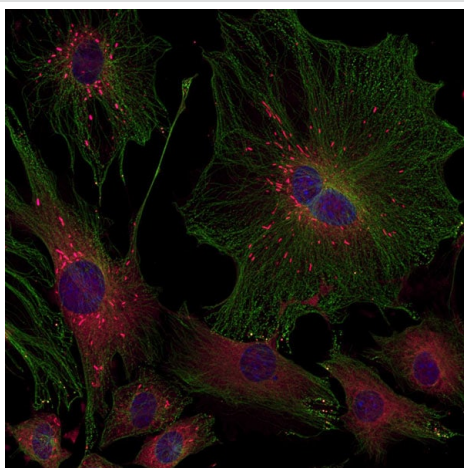
发展阶段

Upon terminal neural differentiation, nestin is down-regulated and replaced by neurofilaments.

翻译后修饰

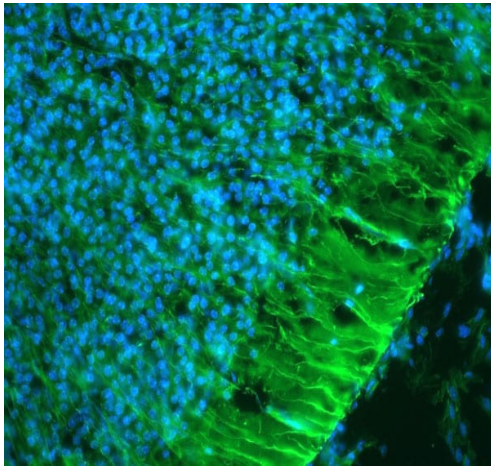
Constitutively phosphorylated. This increases during mitosis when the cytoplasmic intermediate filament network is reorganized.

图片




Immunocytochemistry/Immunofluorescence analysis of 3T3 cells labelling Nestin (green) with ab134017. Cells were fixed with 4% paraformaldehyde. Red - rabbit anti-Beta-Tubulin I, Blue - Hoechst stain for nuclei.

Immunocytochemistry/ Immunofluorescence - Anti-Nestin antibody (ab134017)



Immunohistochemistry (Formalin/PFA-fixed paraffin-embedded sections) - Anti-Nestin antibody (ab134017)

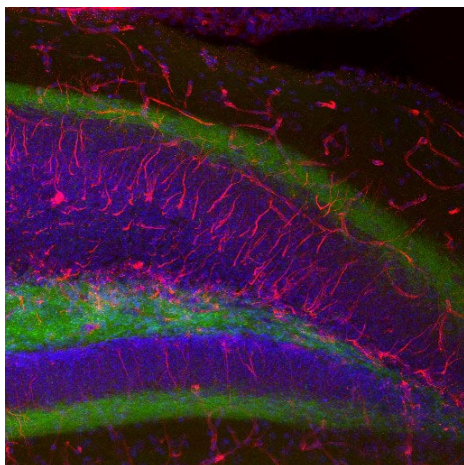
Immunohistochemical analysis of a tissue section through an e13 mouse brain labelling Nestin (green staining) in neural stem cells of the ventricular zone of the CNS with ab134017 at 1/10000 dilution. DAPI (blue staining) allows visualization of nuclei.



Western blot - Anti-Nestin antibody (ab134017)

Anti-Nestin antibody (ab134017) at 1/10000 dilution + neonatal mouse brain

Predicted band size: 177 kDa



Immunohistochemistry (Formalin/PFA-fixed paraffin-embedded sections) - Anti-Nestin antibody (ab134017)

Immunohistochemistry (Formalin/PFA-fixed paraffin-embedded sections) analysis of adult mouse hippocampus tissue labelling Nestin (red) with ab134017. Tissue was fixed with 10% formalin. Green - rabbit anti-Synaptotagmin, Blue - Hoechst stain for nuclei.

Please note: All products are "FOR RESEARCH USE ONLY. NOT FOR USE IN DIAGNOSTIC PROCEDURES"

Our Abpromise to you: Quality guaranteed and expert technical support

- Replacement or refund for products not performing as stated on the datasheet
- Valid for 12 months from date of delivery
- Response to your inquiry within 24 hours

- We provide support in Chinese, English, French, German, Japanese and Spanish
- Extensive multi-media technical resources to help you
- We investigate all quality concerns to ensure our products perform to the highest standards

If the product does not perform as described on this datasheet, we will offer a refund or replacement. For full details of the Abpromise, please visit <https://www.abcam.cn/abpromise> or contact our technical team.

Terms and conditions

- Guarantee only valid for products bought direct from Abcam or one of our authorized distributors