


### Anti-NCF1/p47-phox antibody ab795

★★★★★ [2 Abreviews](#) [18 References](#) [3 图像](#)

#### 概述

产品名称	Anti-NCF1/p47-phox抗体
描述	山羊多克隆抗体to NCF1/p47-phox
宿主	Goat
经测试应用	适用于: WB
种属反应性	与反应: Mouse, Human, Pig 预测可用于: Rat, Rabbit, Cow 
免疫原	Synthetic peptide. This information is proprietary to Abcam and/or its suppliers.
阳性对照	WB: U937, Daudi, and U251 cell lysates, Mouse thymus and pig spleen tissue lysates.
常规说明	<p>The Life Science industry has been in the grips of a reproducibility crisis for a number of years. Abcam is leading the way in addressing this with our range of recombinant monoclonal antibodies and knockout edited cell lines for gold-standard validation. Please check that this product meets your needs before purchasing.</p> <p>If you have any questions, special requirements or concerns, please send us an inquiry and/or contact our Support team ahead of purchase. Recommended alternatives for this product can be found below, along with publications, customer reviews and Q&amp;As</p>

#### 性能

形式	Liquid
存放说明	Shipped at 4°C. Upon delivery aliquot and store at -20°C or -80°C. Avoid repeated freeze / thaw cycles.
存储溶液	pH: 7.30 Preservative: 0.02% Sodium azide Constituents: 0.5% BSA, 99% Tris buffered saline
纯度	Immunogen affinity purified
纯化说明	Purified from goat serum by ammonium sulphate precipitation followed by antigen affinity chromatography using the immunizing peptide.
Primary antibody说明	NCF1 is a cytosolic subunit of the multi-protein complex known as NADPH oxidase found in neutrophils.
克隆	多克隆

同种型IgG

应用

The Abpromise guarantee **Abpromise™**承诺保证使用ab795于以下的经测试应用

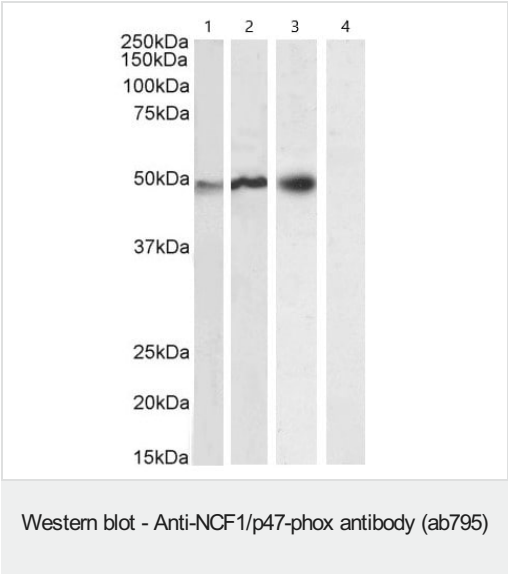
“应用说明”部分 下显示的仅为推荐的起始稀释度;实际最佳的稀释度/浓度应由使用者检定。

应用	Ab评论	说明
WB	★★★★★ (2)	Use a concentration of 0.5 - 1.5 µg/ml. Detects a band of approximately 45 kDa (predicted molecular weight: 45 kDa). 1 hour primary incubation is recommended for this product.

靶标

功能	NCF2, NCF1, and a membrane bound cytochrome b558 are required for activation of the latent NADPH oxidase (necessary for superoxide production).
疾病相关	Defects in NCF1 are the cause of chronic granulomatous disease autosomal recessive cytochrome-b-positive type 1 (CGD1) [MIM:233700]. Chronic granulomatous disease is a genetically heterogeneous disorder characterized by the inability of neutrophils and phagocytes to kill microbes that they have ingested. Patients suffer from life-threatening bacterial/fungal infections.
序列相似性	Contains 1 PX (phox homology) domain. Contains 2 SH3 domains.
细胞定位	Cytoplasm.

图片



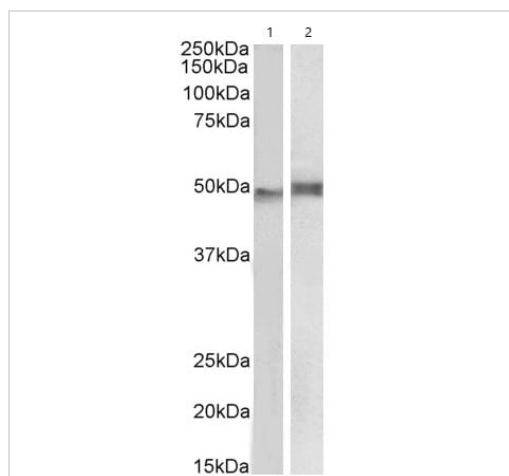
**Lane 1 :** Anti-NCF1/p47-phox antibody (ab795) at 0.2 µg/ml  
**Lane 2 :** Anti-NCF1/p47-phox antibody (ab795) at 0.01 µg/ml  
**Lanes 3-4 :** Anti-NCF1/p47-phox antibody (ab795) at 0.3 µg/ml

**Lane 1 :** U937 (human histiocytic lymphoma cell line) cell lysate  
**Lane 2 :** Daudi (human Burkitt's lymphoma cell line) cell lysate  
**Lane 3 :** U-251 MG (formally U-373 MG) (human brain glioma cell line) whole cell lysate  
**Lane 4 :** A431 (human epidermoid carcinoma cell line) whole cell lysate

Lysates/proteins at 35 µg per lane.

**Predicted band size:** 45 kDa

Lysates prepared in RIPA buffer. Primary incubated for 1 hour.  
Detected by Western blot using chemiluminescence.



Western blot - Anti-NCF1/p47-phox antibody (ab795)

**All lanes :** Anti-NCF1/p47-phox antibody (ab795) at 1 µg/ml

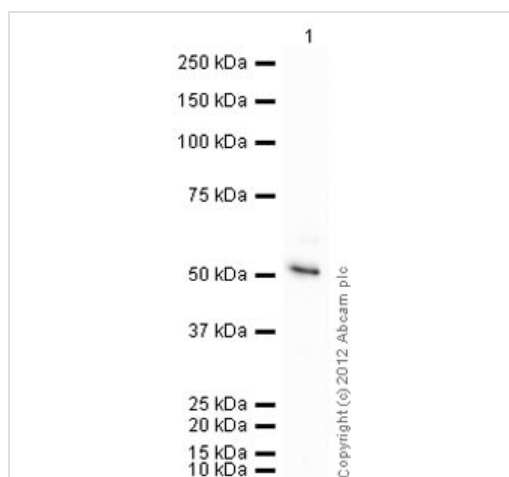
**Lane 1 :** Mouse thymus lysate

**Lane 2 :** Pig spleen lysate

Lysates/proteins at 35 µg per lane.

**Predicted band size:** 45 kDa

Lysates prepared in RIPA buffer. Primary incubated for 1 hour.  
Detected by Western blot using chemiluminescence.



Western blot - Anti-NCF1/p47-phox antibody (ab795)

Anti-NCF1/p47-phox antibody (ab795) at 1.5 µg/ml + Recombinant  
Human NCF1/p47-phox protein ([ab98054](#)) at 0.1 µg

#### Secondary

Rabbit polyclonal to Goat IgG - H&L - Pre-Adsorbed (HRP)  
([ab65486](#)) at 1/3000 dilution

Developed using the ECL technique.

Performed under reducing conditions.

**Predicted band size:** 45 kDa

**Exposure time:** 8 minutes

**Please note:** All products are "FOR RESEARCH USE ONLY. NOT FOR USE IN DIAGNOSTIC PROCEDURES"

#### Our Abpromise to you: Quality guaranteed and expert technical support

- Replacement or refund for products not performing as stated on the datasheet
- Valid for 12 months from date of delivery
- Response to your inquiry within 24 hours
- We provide support in Chinese, English, French, German, Japanese and Spanish
- Extensive multi-media technical resources to help you

- We investigate all quality concerns to ensure our products perform to the highest standards

If the product does not perform as described on this datasheet, we will offer a refund or replacement. For full details of the Abpromise, please visit <https://www.abcam.cn/abpromise> or contact our technical team.

### **Terms and conditions**

---

- Guarantee only valid for products bought direct from Abcam or one of our authorized distributors