

Anti-Myogenin antibody [EPR4789] ab124800

重组 RabMAb

★★★★★ **3 Abreviews** **40 References** **5 图像**

概述

产品名称	Anti-Myogenin抗体[EPR4789]
描述	兔单克隆抗体[EPR4789] to Myogenin
宿主	Rabbit
特异性	The mouse and rat recommendation is based on the WB results. We do not guarantee IHC-P for mouse and rat. This antibody has low affinity on skeletal muscle samples in WB. Please increase protein or antibody amount to get satisfied results.
经测试应用	适用于: WB, IHC-P, ICC/IF 不适用于: IP
种属反应性	与反应: Mouse, Rat, Human
免疫原	Synthetic peptide within Human Myogenin. The exact sequence is proprietary.
阳性对照	WB: C2C12 and Human fetal muscle lysates; IHC-P: Human rhabdomyosarcoma tissue; ICC/IF: ioSkeletal Myocytes - Human iPSC-Derived Skeletal Myocytes (ab277612).
常规说明	This product is a recombinant monoclonal antibody, which offers several advantages including: <ul style="list-style-type: none"> - High batch-to-batch consistency and reproducibility - Improved sensitivity and specificity - Long-term security of supply - Animal-free production For more information see here . Our RabMAb® technology is a patented hybridoma-based technology for making rabbit monoclonal antibodies. For details on our patents, please refer to RabMAb® patents .

性能

形式	Liquid
存放说明	Shipped at 4°C. Store at +4°C short term (1-2 weeks). Upon delivery aliquot. Store at -20°C long term. Avoid freeze / thaw cycle.
存储溶液	pH: 7.20 Preservative: 0.01% Sodium azide Constituents: 59% PBS, 40% Glycerol (glycerin, glycerine), 0.5% BSA
纯度	Protein A purified

克隆	单克隆
克隆编号	EPR4789
同种型	IgG

应用

The Abpromise guarantee **Abpromise™承诺保证使用ab124800于以下的经测试应用**

“应用说明”部分下显示的仅为推荐的起始稀释度;实际最佳的稀释度/浓度应由使用者检定。

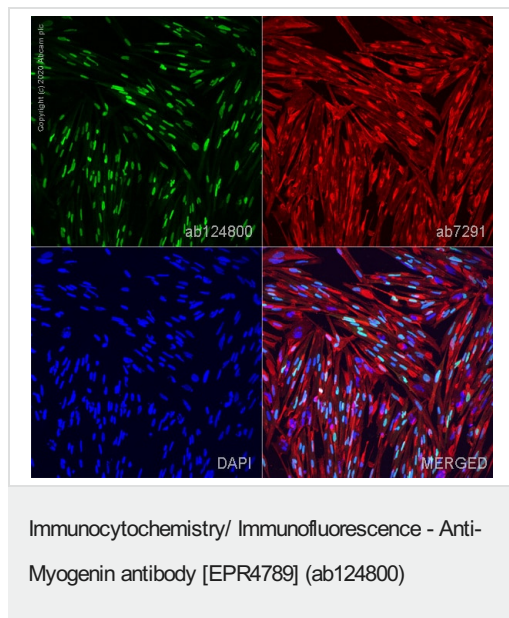
应用	Ab评论	说明
WB		<p>1/200. Detects a band of approximately 34 kDa (predicted molecular weight: 25 kDa).</p> <p>For unpurified use at 1/1000.00000 - 1/10000.00000</p> <p>This antibody has low affinity on skeletal muscle samples in WB. Please increase protein or antibody amount to get satisfied results.</p>
IHC-P	★★★★★ (1)	<p>1/500. Perform heat mediated antigen retrieval via the pressure cooker method before commencing with IHC staining protocol. See IHC antigen retrieval protocols.</p> <p>For unpurified use at 1/100.00000 - 1/250.00000</p> <p>The mouse and rat recommendation is based on the WB results. We do not guarantee IHC-P for mouse and rat.</p>
ICC/IF	★★★★★ (1)	<p>Use a concentration of 0.5 - 5 µg/ml.</p>

应用说明 Is unsuitable for IP.

靶标

功能	Involved in muscle differentiation (myogenic factor). Induces fibroblasts to differentiate into myoblasts. Probable sequence specific DNA-binding protein.
序列相似性	Contains 1 basic helix-loop-helix (bHLH) domain.
细胞定位	Nucleus.

图片

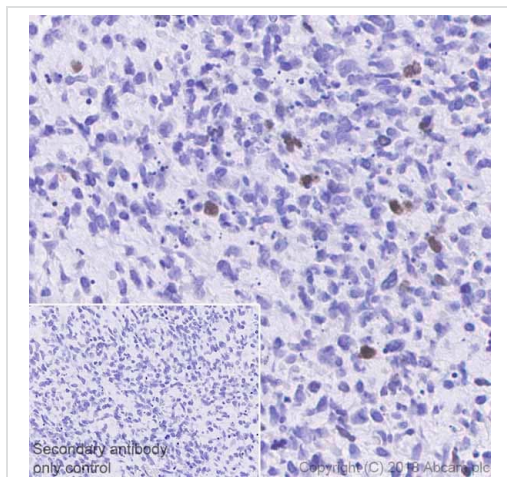


Immunofluorescence staining of Myogenin using ab124800 in ioSkeletal Myocytes - Human iPSC-Derived Skeletal Myocytes (**ab277612**), which were differentiated for 3 days post induction.

The cells were fixed with 4% formaldehyde (10 min), permeabilized with 0.1% PBS-Tween for 5 mins and then blocked with 1% BSA/10% normal goat serum/0.3M glycine in 0.1% PBS-Tween for 1h. The cells were then incubated overnight at +4°C with ab124800 at 0.5 µg/mL and **ab7291**, Mouse monoclonal [DM1A] to alpha Tubulin, at 1/1000 dilution. Cells were then incubated with **ab150081**, Goat Anti-Rabbit IgG H&L (Alexa Fluor® 488) preadsorbed at 1/1000 dilution (shown in green) and **ab150120**, Goat Anti-Mouse IgG H&L (Alexa Fluor® 594) preadsorbed at 1/1000 dilution (shown in red). Nuclear DNA was labelled with DAPI (shown in blue).

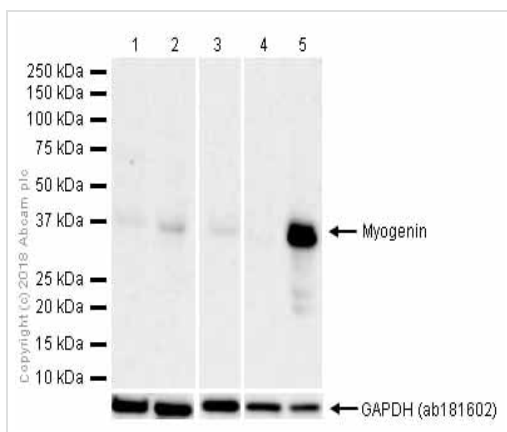
Image was acquired with a high-content analyser (Operetta CLS, Perkin Elmer) and a maximum intensity projection of confocal sections is shown. Gamma is adjusted to 1.5 in all channels.

The antibody ab124800 gave comparable results using MeOH fixation (100%, 5 min).



Immunohistochemistry (Formalin/PFA-fixed paraffin-embedded sections) - Anti-Myogenin antibody [EPR4789] (ab124800)

Immunohistochemistry (Formalin/PFA-fixed paraffin-embedded sections) analysis of Human rhabdomyosarcoma tissue sections labeling Myogenin with Purified ab124800 at 1:500 dilution (1.08 µg/ml). Heat mediated antigen retrieval was performed using using **ab93684** (Tris/EDTA buffer, pH 9.0) ImmunoHistoProbe one step HRP Polymer (ready to use) was used as the secondary antibody. Negative control: PBS instead of the primary antibody. Hematoxylin was used as a counterstain



Western blot - Anti-Myogenin antibody [EPR4789] (ab124800)

All lanes : Anti-Myogenin antibody [EPR4789] (ab124800) at 0.5 µg/ml (purified)

Lane 1 : Human fetal skeletal muscle lysates

Lane 2 : Rat fetal skeletal muscle lysates

Lane 3 : Mouse fetal skeletal muscle lysates

Lane 4 : C2C12 (Mouse myoblasts myoblast) whole cell lysates

Lane 5 : C2C12 (Mouse myoblasts myoblast) treated with 2% horse serum whole cell lysates

Lysates/proteins at 15 µg per lane.

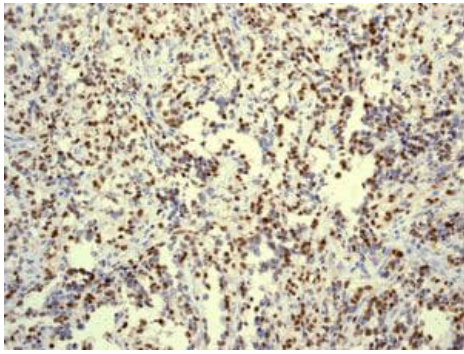
Secondary

All lanes : Goat Anti-Rabbit IgG H&L (HRP) (**ab97051**) at 1/20000 dilution

Predicted band size: 25 kDa

Blocking and diluting buffer: 5% NFDM/TBST.

This antibody has low affinity on skeletal muscle samples. Please increase protein or antibody amount to get satisfied results. Myogenin expression is upregulated in C2C12 cells during differentiation process induced by horse serum treatment (PMID: 26563778).



Unpurified ab124800, at a 1/100 dilution, staining Myogenin in paraffin embedded Human rhabdomyosarcoma tissue by Immunohistochemistry.

Perform heat mediated antigen retrieval via the pressure cooker method before commencing with IHC staining protocol.

Immunohistochemistry (Formalin/PFA-fixed paraffin-embedded sections) - Anti-Myogenin antibody [EPR4789] (ab124800)

Why choose a recombinant antibody?



Anti-Myogenin antibody [EPR4789] (ab124800)

Please note: All products are "FOR RESEARCH USE ONLY. NOT FOR USE IN DIAGNOSTIC PROCEDURES"

Our Abpromise to you: Quality guaranteed and expert technical support

- Replacement or refund for products not performing as stated on the datasheet
- Valid for 12 months from date of delivery
- Response to your inquiry within 24 hours
- We provide support in Chinese, English, French, German, Japanese and Spanish
- Extensive multi-media technical resources to help you
- We investigate all quality concerns to ensure our products perform to the highest standards

If the product does not perform as described on this datasheet, we will offer a refund or replacement. For full details of the Abpromise, please visit <https://www.abcam.cn/abpromise> or contact our technical team.

Terms and conditions

- Guarantee only valid for products bought direct from Abcam or one of our authorized distributors