

### Anti-MYBBP1A antibody ab89121

[2 References](#) [3 图像](#)

#### 概述

---

产品名称	Anti-MYBBP1A抗体
描述	小鼠多克隆抗体to MYBBP1A
宿主	Mouse
经测试应用	适用于: WB, ICC/IF
种属反应性	与反应: Human
免疫原	Recombinant full length protein within Human MYBBP1A. The exact immunogen sequence used to generate this antibody is proprietary information. If additional detail on the immunogen is needed to determine the suitability of the antibody for your needs, please <b>contact</b> our Scientific Support team to discuss your requirements.
阳性对照	WB: 293 cell lysate; ICC/IF: Hela cells.
常规说明	<p>The Life Science industry has been in the grips of a reproducibility crisis for a number of years. Abcam is leading the way in addressing this with our range of recombinant monoclonal antibodies and knockout edited cell lines for gold-standard validation. Please check that this product meets your needs before purchasing.</p> <p>If you have any questions, special requirements or concerns, please send us an inquiry and/or contact our Support team ahead of purchase. Recommended alternatives for this product can be found below, along with publications, customer reviews and Q&amp;As</p>

#### 性能

---

形式	Liquid
存放说明	Shipped at 4°C. Upon delivery aliquot and store at -20°C or -80°C. Avoid repeated freeze / thaw cycles.
存储溶液	pH: 7.40 Constituent: 100% PBS
纯度	Protein A purified
克隆	多克隆
同种型	IgG

#### 应用

---

## The Abpromise guarantee

**Abpromise™** 承诺保证使用 ab89121 于以下的经测试应用

“应用说明”部分 下显示的仅为推荐的起始稀释度;实际最佳的稀释度/浓度应由使用者检定。

应用	Ab评论	说明
WB		Use a concentration of 1 µg/ml. Predicted molecular weight: 149 kDa.
ICC/IF		Use a concentration of 10 µg/ml.

## 靶标

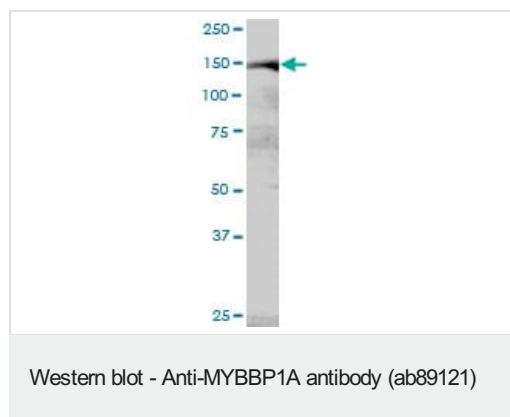
### 功能

May activate or repress transcription via interactions with sequence specific DNA-binding proteins. Repression may be mediated at least in part by histone deacetylase activity (HDAC activity).

### 细胞定位

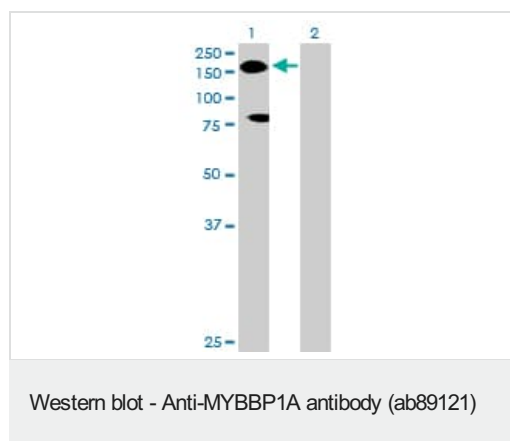
Cytoplasm. Nucleus. Nucleus > nucleolus. Shuttles between the nucleus and cytoplasm. Nuclear import may be mediated by KPNA2, while export appears to depend partially on XPO1/CRM1 (By similarity). Predominantly nucleolar.

## 图片



Anti-MYBBP1A antibody (ab89121) at 1 µg/ml + 293 cell lysate at 50 µg

**Predicted band size:** 149 kDa



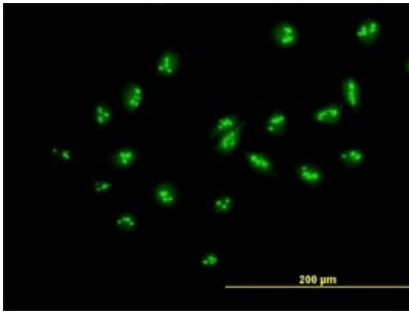
**All lanes :** Anti-MYBBP1A antibody (ab89121) at 1 µg/ml

**Lane 1 :** MYBBP1A-transfected 293T cell lysate

**Lane 2 :** Non transfected lysate

Lysates/proteins at 25 µg per lane.

**Predicted band size:** 149 kDa



ab89121, at 10 μg/ml, staining MYBBP1A in HeLa cell by Immunofluorescence.

Immunocytochemistry/ Immunofluorescence - Anti-MYBBP1A antibody (ab89121)

**Please note:** All products are "FOR RESEARCH USE ONLY. NOT FOR USE IN DIAGNOSTIC PROCEDURES"

### **Our Abpromise to you: Quality guaranteed and expert technical support**

---

- Replacement or refund for products not performing as stated on the datasheet
- Valid for 12 months from date of delivery
- Response to your inquiry within 24 hours
- We provide support in Chinese, English, French, German, Japanese and Spanish
- Extensive multi-media technical resources to help you
- We investigate all quality concerns to ensure our products perform to the highest standards

If the product does not perform as described on this datasheet, we will offer a refund or replacement. For full details of the Abpromise, please visit <https://www.abcam.cn/abpromise> or contact our technical team.

### **Terms and conditions**

---

- Guarantee only valid for products bought direct from Abcam or one of our authorized distributors