


### Anti-MT4-MMP antibody [EP1270Y] ab51075

**重组** RabMAb

★★★★★ **2 Abreviews** **14 References** **4 图像**

#### 概述

产品名称	Anti-MT4-MMP抗体[EP1270Y]
描述	兔单克隆抗体[EP1270Y] to MT4-MMP
宿主	Rabbit
经测试应用	<b>适用于:</b> WB, IHC-P, ICC/IF <b>不适用于:</b> Flow Cyt or IP
种属反应性	<b>与反应:</b> Mouse, Human <b>预测可用于:</b> Rat 
免疫原	Synthetic peptide within Human MT4-MMP aa 150-250 (internal sequence). The exact sequence is proprietary.
阳性对照	Mouse brain lysate, human lymphoma tissue or HeLa cells.
常规说明	This product is a recombinant monoclonal antibody, which offers several advantages including: <ul style="list-style-type: none"> <li>- High batch-to-batch consistency and reproducibility</li> <li>- Improved sensitivity and specificity</li> <li>- Long-term security of supply</li> <li>- Animal-free production</li> </ul> For more information <a href="#">see here</a> . Our RabMAb <sup>®</sup> technology is a patented hybridoma-based technology for making rabbit monoclonal antibodies. For details on our patents, please refer to <a href="#">RabMAb<sup>®</sup> patents</a> .

#### 性能

形式	Liquid
存放说明	Shipped at 4°C. Upon delivery aliquot and store at -20°C. Avoid freeze / thaw cycles.
存储溶液	pH: 7.20 Preservative: 0.05% Sodium azide Constituents: 0.1% BSA, 40% Glycerol (glycerin, glycerine), 9.85% Tris glycine, 50% Tissue culture supernatant
纯度	Protein A purified
克隆	单克隆

克隆编号

EP1270Y

同种型

IgG

应用

The Abpromise guarantee

Abpromise™承诺保证使用ab51075于以下的经测试应用

“应用说明”部分 下显示的仅为推荐的起始稀释度;实际最佳的稀释度/浓度应由使用者检定。

应用	Ab评论	说明
WB	★★★★★ (2)	1/1000. Detects a band of approximately 58 kDa (predicted molecular weight: 67 kDa).
IHC-P		Use at an assay dependent concentration. Perform heat mediated antigen retrieval with citrate buffer pH 6 before commencing with IHC staining protocol.
ICC/IF		1/50 - 1/100.

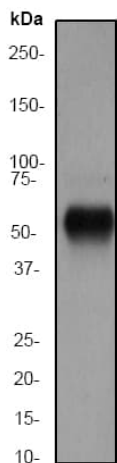
应用说明

Is unsuitable for Flow Cyt or IP.

靶标

功能	Endopeptidase that degrades various components of the extracellular matrix, such as fibrin. May be involved in the activation of membrane-bound precursors of growth factors or inflammatory mediators, such as tumor necrosis factor-alpha. May also be involved in tumoral process. Not obvious if able to proteolytically activate progelatinase A. Does not hydrolyze collagen types I, II, III, IV and V, gelatin, fibronectin, laminin, decorin nor alpha1-antitrypsin.
组织特异性	Expressed in brain, leukocytes, colon, ovary testis and breast cancer. Expressed also in many transformed and non-transformed cell types.
序列相似性	Belongs to the peptidase M10A family. Contains 4 hemopexin-like domains.
结构域	The conserved cysteine present in the cysteine-switch motif binds the catalytic zinc ion, thus inhibiting the enzyme. The dissociation of the cysteine from the zinc ion upon the activation-peptide release activates the enzyme.
翻译后修饰	The precursor is cleaved by a furin endopeptidase.
细胞定位	Cell membrane. Secreted > extracellular space > extracellular matrix.

图片



Western blot - Anti-MT4-MMP antibody [EP1270Y] (ab51075)

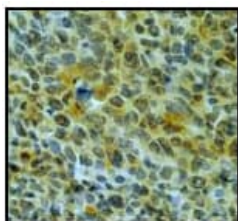
Anti-MT4-MMP antibody [EP1270Y] (ab51075) at 1/1000 dilution +  
Mouse brain tissue lysate at 10 µg

#### Secondary

Goat anti-Rabbit HRP labeled at 1/2000 dilution

**Predicted band size:** 67 kDa

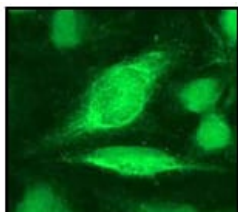
**Observed band size:** 58 kDa



Immunohistochemistry (Formalin/PFA-fixed paraffin-embedded sections) - Anti-MT4-MMP antibody [EP1270Y] (ab51075)

ab51075 (1:50) staining human MT4-MMP in human lymphoma tissue by immunohistochemistry using paraffin embedded tissue.

Perform heat mediated antigen retrieval with citrate buffer pH 6 before commencing with IHC staining protocol.



Immunocytochemistry/ Immunofluorescence - Anti-MT4-MMP antibody [EP1270Y] (ab51075)

Immunofluorescent staining of HeLa cells using ab51075 (1:50).

### Why choose a recombinant antibody?



**Research with confidence**  
Consistent and reproducible results



**Long-term and scalable supply**  
Recombinant technology



**Success from the first experiment**  
Confirmed specificity



**Ethical standards compliant**  
Animal-free production

Anti-MT4-MMP antibody [EP1270Y] (ab51075)

**Please note:** All products are "FOR RESEARCH USE ONLY. NOT FOR USE IN DIAGNOSTIC PROCEDURES"

### Our Abpromise to you: Quality guaranteed and expert technical support

---

- Replacement or refund for products not performing as stated on the datasheet
- Valid for 12 months from date of delivery
- Response to your inquiry within 24 hours
- We provide support in Chinese, English, French, German, Japanese and Spanish
- Extensive multi-media technical resources to help you
- We investigate all quality concerns to ensure our products perform to the highest standards

If the product does not perform as described on this datasheet, we will offer a refund or replacement. For full details of the Abpromise, please visit <https://www.abcam.cn/abpromise> or contact our technical team.

### Terms and conditions

---

- Guarantee only valid for products bought direct from Abcam or one of our authorized distributors