

Anti-MRP-L9 antibody ab121287

[1 References](#) [3 图像](#)

概述

产品名称	Anti-MRP-L9抗体
描述	兔多克隆抗体to MRP-L9
宿主	Rabbit
经测试应用	适用于: IHC-P, ICC/IF, WB
种属反应性	与反应: Human
免疫原	internal sequence amino acids 37-180 of Human MRP-L9.
阳性对照	Human small intestine tissue, Human cell line U-2 OS, RT-4 and U-251 MG cell lysates.
常规说明	<p>The Life Science industry has been in the grips of a reproducibility crisis for a number of years. Abcam is leading the way in addressing this with our range of recombinant monoclonal antibodies and knockout edited cell lines for gold-standard validation. Please check that this product meets your needs before purchasing.</p> <p>If you have any questions, special requirements or concerns, please send us an inquiry and/or contact our Support team ahead of purchase. Recommended alternatives for this product can be found below, along with publications, customer reviews and Q&As</p>

性能

形式	Liquid
存放说明	Shipped at 4°C. Upon delivery aliquot and store at -20°C. Avoid freeze / thaw cycles.
存储溶液	pH: 7.20 Preservative: 0.02% Sodium azide Constituents: 59% PBS, 40% Glycerol (glycerin, glycerine)
纯度	Immunogen affinity purified
克隆	多克隆
同种型	IgG

应用

The Abpromise guarantee **Abpromise™**承诺保证使用ab121287于以下的经测试应用

“应用说明”部分 下显示的仅为推荐的起始稀释度;实际最佳的稀释度/浓度应由使用者检定。

应用	Ab评论	说明
IHC-P		1/50 - 1/200. Perform heat mediated antigen retrieval with citrate buffer pH 6 before commencing with IHC staining protocol.
ICC/IF		Use a concentration of 0.25 - 2 µg/ml.
WB		Use a concentration of 0.04 - 0.4 µg/ml.

靶标

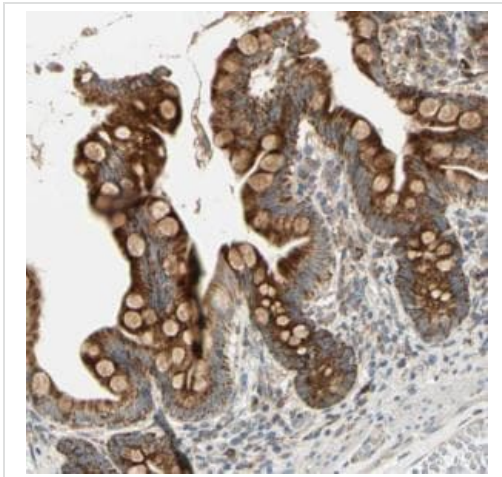
序列相似性

Belongs to the ribosomal protein L9P family.

细胞定位

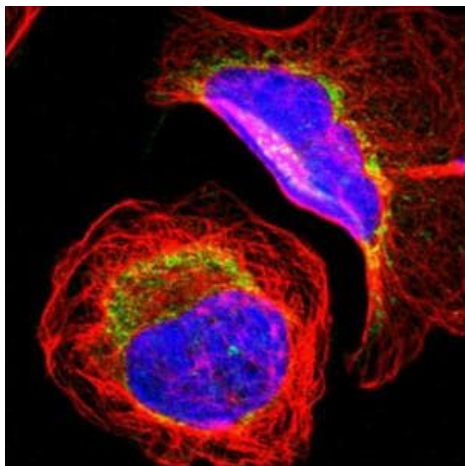
Mitochondrion.

图片



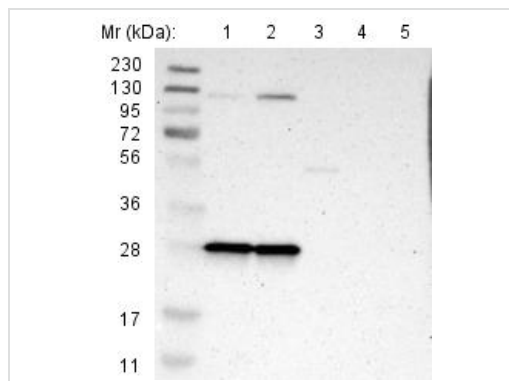
ab121287, at a 1/50 dilution, staining MRP-L9 in glandular cells of paraffin-embedded Human small intestine tissue by immunohistochemistry.

Immunohistochemistry (Formalin/PFA-fixed paraffin-embedded sections) - Anti-MRP-L9 antibody (ab121287)



Immunocytochemistry/ Immunofluorescence - Anti-MRP-L9 antibody (ab121287)

ab121287, at 4 µg/ml, staining MRP-L9 (shown in green) in Human cell line U-2 OS cells by immunofluorescence.



Western blot - Anti-MRP-L9 antibody (ab121287)

All lanes : Anti-MRP-L9 antibody (ab121287) at 1/250 dilution

Lane 1 : RT-4 cell lysate

Lane 2 : U-251 MG cell lysate

Lane 3 : Human plasma

Lane 4 : Human liver lysate

Lane 5 : Human tonsil lysate

Please note: All products are "FOR RESEARCH USE ONLY. NOT FOR USE IN DIAGNOSTIC PROCEDURES"

Our Abpromise to you: Quality guaranteed and expert technical support

- Replacement or refund for products not performing as stated on the datasheet
- Valid for 12 months from date of delivery
- Response to your inquiry within 24 hours
- We provide support in Chinese, English, French, German, Japanese and Spanish
- Extensive multi-media technical resources to help you
- We investigate all quality concerns to ensure our products perform to the highest standards

If the product does not perform as described on this datasheet, we will offer a refund or replacement. For full details of the Abpromise, please visit <https://www.abcam.cn/abpromise> or contact our technical team.

Terms and conditions

- Guarantee only valid for products bought direct from Abcam or one of our authorized distributors