


Anti-MMP8 antibody [EP1252Y] ab81286

重组 RabMAb

★★★★★ 5 Abreviews 35 References 4 图像

概述

产品名称	Anti-MMP8抗体[EP1252Y]
描述	兔单克隆抗体[EP1252Y] to MMP8
宿主	Rabbit
特异性	WB positive for Human recombinant MMP8 but negative results for the following cell lines and tissue: HeLa, A431,K562 and bone marrow.
经测试应用	适用于: WB, IHC-P, IP
种属反应性	与反应: Rat, Human 预测可用于: Mouse 
免疫原	Synthetic peptide. This information is proprietary to Abcam and/or its suppliers.
阳性对照	WB: Rat lung lysate. IHC-P: Human urinary bladder carcinoma and placenta tissues. IP: Rat lung lysate.
常规说明	<p>Our RabMAb[®] technology is a patented hybridoma-based technology for making rabbit monoclonal antibodies. For details on our patents, please refer to RabMAb[®] patents.</p> <p>The Life Science industry has been in the grips of a reproducibility crisis for a number of years. Abcam is leading the way in addressing this with our range of recombinant monoclonal antibodies and knockout edited cell lines for gold-standard validation. Please check that this product meets your needs before purchasing.</p> <p>If you have any questions, special requirements or concerns, please send us an inquiry and/or contact our Support team ahead of purchase. Recommended alternatives for this product can be found below, along with publications, customer reviews and Q&As</p>

性能

形式	Liquid
存放说明	Shipped at 4°C. Upon delivery aliquot and store at -20°C. Avoid repeated freeze / thaw cycles.
存储溶液	pH: 7.20 Preservative: 0.05% Sodium azide Constituents: 0.1% BSA, 40% Glycerol (glycerin, glycerine), 9.85% Tris glycine, 50% Tissue culture supernatant

纯度	Protein A purified
克隆	单克隆
克隆编号	EP1252Y
同种型	IgG

应用

The Abpromise guarantee **Abpromise™**承诺保证使用ab81286于以下的经测试应用

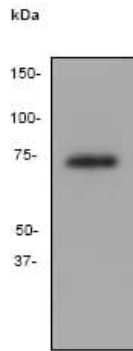
“应用说明”部分 下显示的仅为推荐的起始稀释度;实际最佳的稀释度/浓度应由使用者检定。

应用	Ab评论	说明
WB	★★★★★ (4)	1/1000 - 1/5000. Predicted molecular weight: 53 kDa.
IHC-P		1/100 - 1/250. Perform heat mediated antigen retrieval before commencing with IHC staining protocol.
IP		1/50.

靶标

功能	Can degrade fibrillar type I, II, and III collagens.
组织特异性	Neutrophils.
序列相似性	Belongs to the peptidase M10A family. Contains 4 hemopexin-like domains.
结构域	The conserved cysteine present in the cysteine-switch motif binds the catalytic zinc ion, thus inhibiting the enzyme. The dissociation of the cysteine from the zinc ion upon the activation-peptide release activates the enzyme.
细胞定位	Cytoplasmic granule. Secreted > extracellular space > extracellular matrix. Stored in intracellular granules.

图片



Western blot - Anti-MMP8 antibody [EP1252Y]
(ab81286)

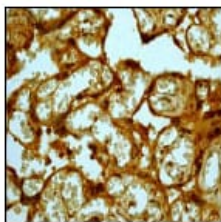
Anti-MMP8 antibody [EP1252Y] (ab81286) at 1/2000 dilution + Rat lung lysate at 10 µg

Secondary

HRP conjugated goat anti-rabbit at 1/2000 dilution

Predicted band size: 53 kDa

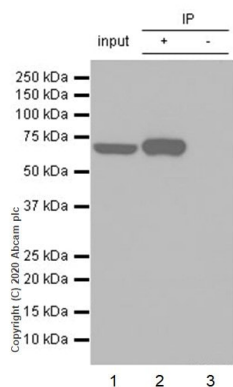
Observed band size: 72 kDa



Immunohistochemistry (Formalin/PFA-fixed paraffin-embedded sections) - Anti-MMP8 antibody [EP1252Y] (ab81286)

ab81286, at 1/100 dilution, staining MMP8 in human placenta by Immunohistochemistry using formalin-fixed, paraffin-embedded tissue.

Perform heat mediated antigen retrieval before commencing with IHC staining protocol.



Immunoprecipitation - Anti-MMP8 antibody [EP1252Y] (ab81286)

Purified ab81286 at 1/50 dilution (2µg) immunoprecipitating MMP8 in Rat lung lysate.

Lane 1 (input): Rat lung lysate 10µg

Lane 2 (+): ab81286 + Rat lung lysate.

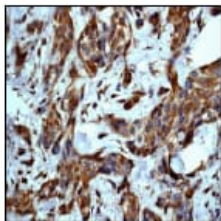
Lane 3 (-): Rabbit monoclonal IgG (**ab172730**) instead of ab81286 in Rat lung lysate.

VeriBlot for IP Detection Reagent (HRP) (**ab131366**) (1/1000 dilution) was used for Western blotting.

Blocking Buffer and concentration: 5% NFDm/TBST.

Diluting buffer and concentration: 5% NFDm/TBST.

Observed band size: 70 kDa



Immunohistochemistry (Formalin/PFA-fixed paraffin-embedded sections) - Anti-MMP8 antibody [EP1252Y] (ab81286)

ab81286, at 1/100 dilution, staining MMP8 in human urinary bladder carcinoma by Immunohistochemistry using formalin-fixed, paraffin-embedded tissue.

Perform heat mediated antigen retrieval before commencing with IHC staining protocol.

Please note: All products are "FOR RESEARCH USE ONLY. NOT FOR USE IN DIAGNOSTIC PROCEDURES"

Our Abpromise to you: Quality guaranteed and expert technical support

- Replacement or refund for products not performing as stated on the datasheet
- Valid for 12 months from date of delivery
- Response to your inquiry within 24 hours
- We provide support in Chinese, English, French, German, Japanese and Spanish
- Extensive multi-media technical resources to help you
- We investigate all quality concerns to ensure our products perform to the highest standards

If the product does not perform as described on this datasheet, we will offer a refund or replacement. For full details of the Abpromise, please visit <https://www.abcam.cn/abpromise> or contact our technical team.

Terms and conditions

- Guarantee only valid for products bought direct from Abcam or one of our authorized distributors