

Anti-MMP16 antibody ab73877

13 References **3 图像**

概述

产品名称	Anti-MMP16抗体
描述	兔多克隆抗体to MMP16
宿主	Rabbit
经测试应用	适用于: WB, IHC-P, IHC-Fr
种属反应性	与反应: Rat, Human
免疫原	A synthetic peptide mapping at the C-terminal of human MMP16.
常规说明	<p>The Life Science industry has been in the grips of a reproducibility crisis for a number of years. Abcam is leading the way in addressing this with our range of recombinant monoclonal antibodies and knockout edited cell lines for gold-standard validation. Please check that this product meets your needs before purchasing.</p> <p>If you have any questions, special requirements or concerns, please send us an inquiry and/or contact our Support team ahead of purchase. Recommended alternatives for this product can be found below, along with publications, customer reviews and Q&As</p>

性能

形式	Liquid
存放说明	Shipped at 4°C. Upon delivery aliquot and store at -20°C. Avoid freeze / thaw cycles.
存储溶液	Preservatives: 0.025% Thimerosal (merthiolate), 0.025% Sodium azide Constituents: 2.5% BSA, 0.45% Sodium chloride, 0.1% Dibasic monohydrogen sodium phosphate
纯度	Immunogen affinity purified
克隆	多克隆
同种型	IgG

应用

The Abpromise guarantee **Abpromise™** 承诺保证使用ab73877于以下的经测试应用

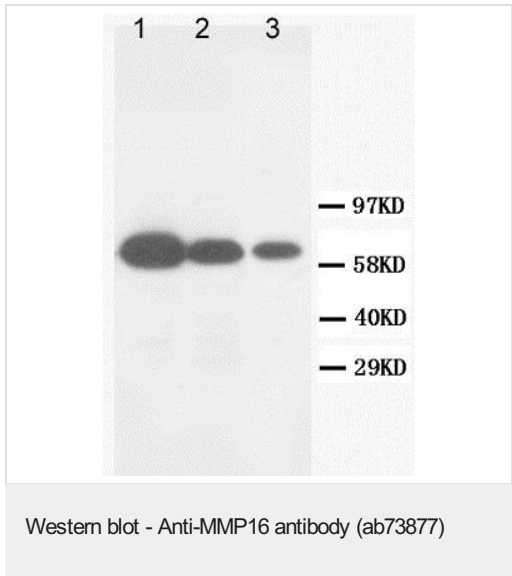
“应用说明”部分 下显示的仅为推荐的起始稀释度;实际最佳的稀释度/浓度应由使用者检定。

应用	Ab评论	说明
WB		Use a concentration of 1 - 2 µg/ml. Predicted molecular weight: 57 kDa.
IHC-P		Use a concentration of 0.5 - 1 µg/ml.
IHC-Fr		Use a concentration of 0.5 - 1 µg/ml.

靶标

功能	Endopeptidase that degrades various components of the extracellular matrix, such as collagen type III and fibronectin. Activates progelatinase A. Involved in the matrix remodeling of blood vessels. Isoform short cleaves fibronectin and also collagen type III, but at lower rate. It has no effect on type I, II, IV and V collagen. However, upon interaction with CSPG4, it may be involved in degradation and invasion of type I collagen by melanoma cells.
组织特异性	Expressed in heart, brain, placenta, ovary and small intestine. Isoform Short is found in the ovary.
序列相似性	Belongs to the peptidase M10A family. Contains 4 hemopexin-like domains.
发展阶段	Expressed in tissues undergoing reconstruction. Present in fetal tissues, especially in brain. Expression seems to decline with advanced development.
结构域	The conserved cysteine present in the cysteine-switch motif binds the catalytic zinc ion, thus inhibiting the enzyme. The dissociation of the cysteine from the zinc ion upon the activation-peptide release activates the enzyme.
翻译后修饰	The precursor is cleaved by a furin endopeptidase.
细胞定位	Cell membrane. Localized at the cell surface of melanoma cells and Secreted > extracellular space > extracellular matrix. Cell surface. Localized at the cell surface of melanoma cells.

图片



All lanes : Anti-MMP16 antibody (ab73877) at 1 µg/ml

Lane 1 : Whole cell lysates prepared from Human Hela cells.

Lane 2 : Whole cell lysates prepared from Human Jurkat cells.

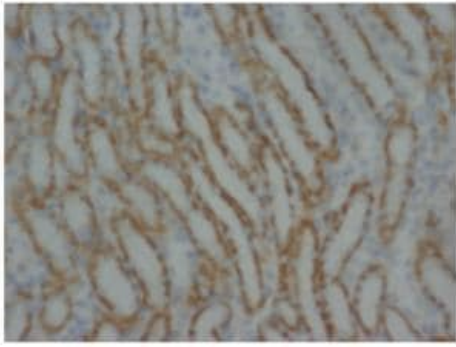
Lane 3 : Whole cell lysates prepared from Human Colo320 cells.

Lysates/proteins at 50 µg per lane.

Secondary

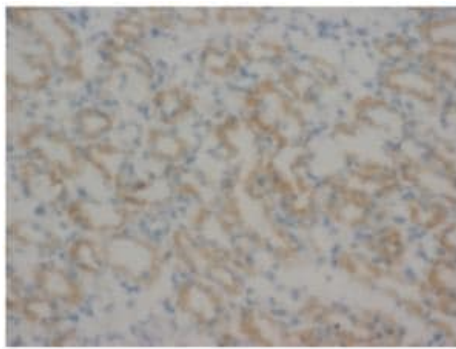
All lanes : HRP-conjugated Goat anti-rabbit IgG at 1/3000 dilution

Predicted band size: 57 kDa



Immunohistochemistry (Formalin/PFA-fixed paraffin-embedded sections) - Anti-MMP16 antibody (ab73877)

Immunohistochemical analysis of paraffin-embedded sections Rat kidney using MMP16 antibody ab73877 at 0.5 - 1 µg/ml.



Immunohistochemistry (Frozen sections) - Anti-MMP16 antibody (ab73877)

Immunohistochemical analysis of frozen sections Rat kidney using MMP16 antibody ab73877 at 0.5 - 1 µg/ml.

Please note: All products are "FOR RESEARCH USE ONLY. NOT FOR USE IN DIAGNOSTIC PROCEDURES"

Our Abpromise to you: Quality guaranteed and expert technical support

- Replacement or refund for products not performing as stated on the datasheet
- Valid for 12 months from date of delivery
- Response to your inquiry within 24 hours
- We provide support in Chinese, English, French, German, Japanese and Spanish
- Extensive multi-media technical resources to help you
- We investigate all quality concerns to ensure our products perform to the highest standards

If the product does not perform as described on this datasheet, we will offer a refund or replacement. For full details of the Abpromise, please visit <https://www.abcam.cn/abpromise> or contact our technical team.

Terms and conditions

- Guarantee only valid for products bought direct from Abcam or one of our authorized distributors