


Anti-MKRN1 antibody ab123804

2 图像

概述

产品名称	Anti-MKRN1抗体
描述	山羊多克隆抗体to MKRN1
宿主	Goat
特异性	ab123804 is expected to recognize both reported isoforms (NP_038474.2; NP_001138597.1).
经测试应用	适用于: WB
种属反应性	与反应: Mouse, Human 预测可用于: Cow, Dog, Pig 
免疫原	Synthetic peptide: RYEHSKPLKQEEAT by a Cysteine residue linker, corresponding to internal sequence amino acids 105-118 of Human MKRN1 (NP_038474.2; NP_001138597.1). Run BLAST with Run BLAST with
阳性对照	MKRN1 transfected HEK293 cells.
常规说明	<p>The Life Science industry has been in the grips of a reproducibility crisis for a number of years. Abcam is leading the way in addressing this with our range of recombinant monoclonal antibodies and knockout edited cell lines for gold-standard validation. Please check that this product meets your needs before purchasing.</p> <p>If you have any questions, special requirements or concerns, please send us an inquiry and/or contact our Support team ahead of purchase. Recommended alternatives for this product can be found below, along with publications, customer reviews and Q&As</p>

性能

形式	Liquid
存放说明	Shipped at 4°C. Upon delivery aliquot and store at -20°C. Avoid repeated freeze / thaw cycles.
存储溶液	pH: 7.3 Preservative: 0.02% Sodium azide Constituents: 0.5% BSA, 99% Tris buffered saline
纯度	Immunogen affinity purified
纯化说明	ab123804 was purified from goat serum by ammonium sulphate precipitation followed by antigen affinity chromatography using the immunizing peptide.

克隆 多克隆
同种型 IgG

应用

The Abpromise guarantee **Abpromise™** 承诺保证使用 ab123804 于以下的经测试应用

“应用说明”部分 下显示的仅为推荐的起始稀释度;实际最佳的稀释度/浓度应由使用者检定。

应用	Ab评论	说明
WB		Use a concentration of 0.3 - 1 µg/ml. Detects a band of approximately 60 kDa (predicted molecular weight: 53 kDa). 1 hour primary incubation is recommended for this product.

靶标

功能 E3 ubiquitin ligase catalyzing the covalent attachment of ubiquitin moieties onto substrate proteins. These substrates include FILIP1, p53/TP53, CDKN1A and TERT. Keeps cells alive by suppressing p53/TP53 under normal conditions, but stimulates apoptosis by repressing CDKN1A under stress conditions. Acts as a negative regulator of telomerase. Has negative and positive effects on RNA polymerase II-dependent transcription.

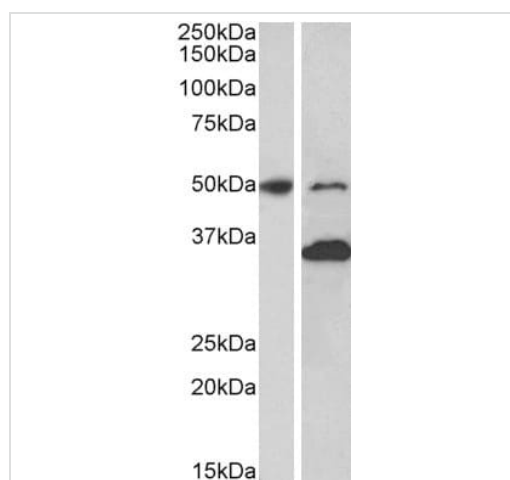
组织特异性 Ubiquitous.

通路 Protein modification; protein ubiquitination.

序列相似性 Contains 4 C3H1-type zinc fingers.
Contains 1 RING-type zinc finger.

翻译后修饰 Auto-ubiquitinated; which leads to proteasomal degradation.

图片



Western blot - Anti-MKRN1 antibody (ab123804)

All lanes : Anti-MKRN1 antibody (ab123804) at 1 µg/ml

Lane 1 : fetal mouse brain tissue lysate

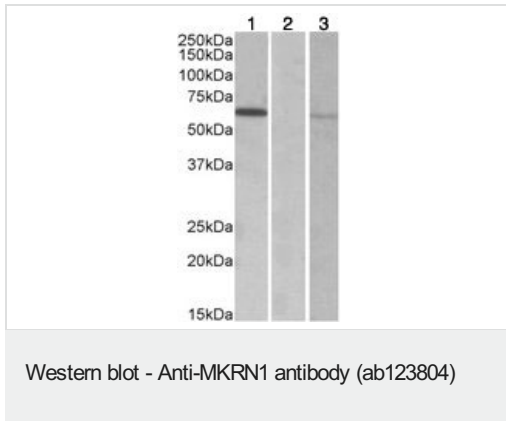
Lane 2 : adult mouse brain tissue lysate

Lysates/proteins at 35 µg per lane.

Predicted band size: 53 kDa

Observed band size: 50 kDa

Additional bands at: 35 kDa (possible isoform)



Lane 1 : Anti-MKRN1 antibody (ab123804) at 0.3 µg/ml

Lane 2 : Anti-MKRN1 antibody (ab123804) at 1 mg/ml

Lane 3 : anti-DYKDDDDK Tag antibody at 1/1000 dilution

Lane 1 : HEK293 lysate, over-expressing Human MKRN1 with DYKDDDDK tag in RIPA buffer

Lane 2 : HEK293 lysate, mock-transfected

Lane 3 : HEK293 lysate, over-expressing Human MKRN1 with DYKDDDDK tag in RIPA buffer

Lysates/proteins at 10 µg per lane.

Developed using the ECL technique.

Predicted band size: 53 kDa

Observed band size: 60 kDa

Please note: All products are "FOR RESEARCH USE ONLY. NOT FOR USE IN DIAGNOSTIC PROCEDURES"

Our Abpromise to you: Quality guaranteed and expert technical support

- Replacement or refund for products not performing as stated on the datasheet
- Valid for 12 months from date of delivery
- Response to your inquiry within 24 hours
- We provide support in Chinese, English, French, German, Japanese and Spanish
- Extensive multi-media technical resources to help you
- We investigate all quality concerns to ensure our products perform to the highest standards

If the product does not perform as described on this datasheet, we will offer a refund or replacement. For full details of the Abpromise, please visit <https://www.abcam.cn/abpromise> or contact our technical team.

Terms and conditions

- Guarantee only valid for products bought direct from Abcam or one of our authorized distributors