


Anti-MK2 antibody [E341] ab32567

敲除验证 重组 RabMAb

★★★★★ 1 Abreviews 2 References 4 图像

概述

产品名称	Anti-MK2抗体[E341]
描述	兔单克隆抗体[E341] to MK2
宿主	Rabbit
特异性	ab32567 recognises MAPKAP Kinase-2.
经测试应用	适用于: WB 不适用于: Flow Cyt, ICC/IF or IHC
种属反应性	与反应: Human 预测可用于: Mouse, Rat 
免疫原	Synthetic peptide within Human MK2 aa 350-450 (C terminal). The exact sequence is proprietary.
阳性对照	HeLa whole cell lysate (ab150035).
常规说明	<p>This product is a recombinant monoclonal antibody, which offers several advantages including:</p> <ul style="list-style-type: none">- High batch-to-batch consistency and reproducibility- Improved sensitivity and specificity- Long-term security of supply- Animal-free production <p>For more information see here.</p> <p>Our RabMAb[®] technology is a patented hybridoma-based technology for making rabbit monoclonal antibodies. For details on our patents, please refer to RabMAb[®] patents.</p>

性能

形式	Liquid
存放说明	Shipped at 4°C. Upon delivery aliquot and store at -20°C. Avoid freeze / thaw cycles.
存储溶液	pH: 7.20 Preservative: 0.01% Sodium azide Constituents: 49% PBS, 50% Glycerol (glycerin, glycerine), 0.05% BSA
纯度	Protein A purified
克隆	单克隆
克隆编号	E341

同种型IgG

应用

The Abpromise guarantee **Abpromise™**承诺保证使用ab32567于以下的经测试应用

“应用说明”部分 下显示的仅为推荐的起始稀释度;实际最佳的稀释度/浓度应由使用者检定。

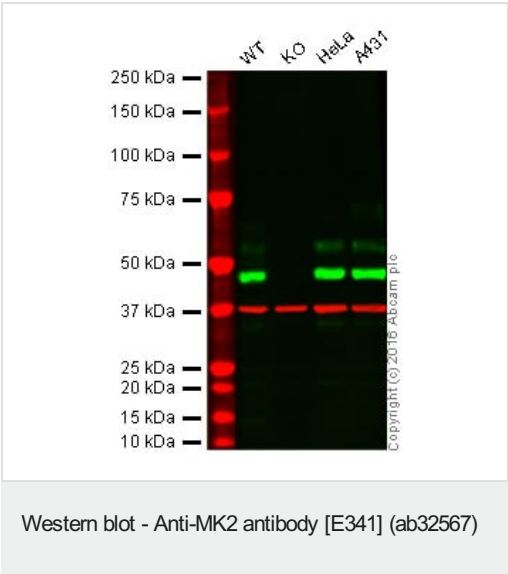
应用	Ab评论	说明
WB	★★★★★ (1)	1/500 - 1/1000. Detects a band of approximately 46 kDa (predicted molecular weight: 46 kDa).

应用说明Is unsuitable for Flow Cyt, ICC/IF or IHC.

靶标

功能	Its physiological substrate seems to be the small heat shock protein (HSP27/HSP25). In vitro can phosphorylate glycogen synthase at 'Ser-7' and tyrosine hydroxylase (on 'Ser-19' and 'Ser-40'). This kinase phosphorylates Ser in the peptide sequence, Hyd-X-R-X(2)-S, where Hyd is a large hydrophobic residue (By similarity). Mediates both ERK and p38 MAPK/MAPK14 dependent neutrophil responses. Participates in TNF alpha-stimulated exocytosis of secretory vesicles in neutrophils. Plays a role in phagocytosis-induced respiratory burst activity.
组织特异性	Expressed in all tissues examined.
序列相似性	Belongs to the protein kinase superfamily. CAMK Ser/Thr protein kinase family. Contains 1 protein kinase domain.
翻译后修饰	Phosphorylated and activated by MAP kinase.

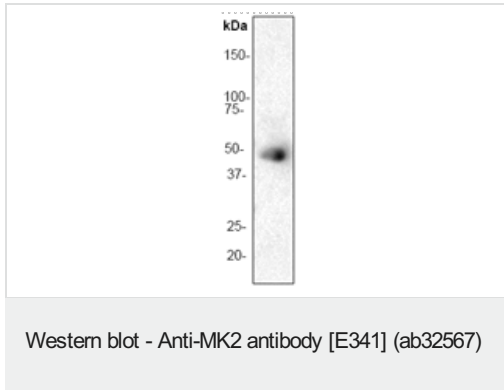
图片



Lane 1: Wild-type HAP1 cell lysate (20 µg)
Lane 2: MAPKAP Kinase 2knockout HAP1 cell lysate (20 µg)
Lane 3: HeLa cell lysate (20 µg)
Lane 4: A431 cell lysate (20 µg)
Lanes 1 - 4: Merged signal (red and green). Green - ab32567 observed at 48 kDa. Red - loading control, **ab8245**, observed at 37 kDa.

ab32567 was shown to specifically react with MAPKAP Kinase 2 when MAPKAP Kinase 2 knockout samples were used. Wild-type and MAPKAP Kinase 2 knockout samples were subjected to SDS-PAGE. ab32567 and **ab8245** (loading control to ProteinX2) were diluted to 1/500 and 1/1000 respectively and incubated overnight at 4°C. Blots were developed with Goat anti-Rabbit IgG H&L (IRDye® 800CW) preadsorbed (**ab216773**) and Goat anti-Mouse IgG H&L (IRDye® 680RD) preadsorbed (**ab216776**) secondary antibodies at

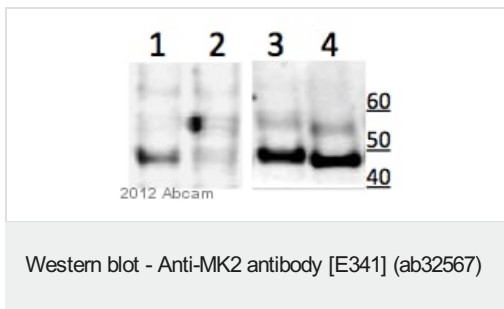
1/10000 dilution for 1 hour at room temperature before imaging.



Anti-MK2 antibody [E341] (ab32567) at 1/1000 dilution + HeLa cell lysate

Predicted band size: 46 kDa

Observed band size: 46 kDa



Lanes 1-2 : Anti-MK2 (phospho T334) antibody [EPR992Y] (**ab51018**) at 1/500 dilution

Lanes 3-4 : Anti-MK2 antibody [E341] (ab32567) at 1/500 dilution

Lanes 1 & 3 : UV treated HeLa cells

Lanes 2 & 4 : UV treated HeLa cells + p38 inhibitor

Secondary

All lanes : IRDye® 680 LICOR goat anti-rabbit.

Performed under reducing conditions.

Predicted band size: 46 kDa

Observed band size: 48 kDa

Additional bands at: 55 kDa (possible cross reactivity)

Exposure time: 1 minute

ab32567 recognise total MK2 (lane 3,4). A control for specificity is shown as UV treated HeLa + p38 inhibitor (lane 2,4). While the intensity of pT334 band is greatly reduced (lane 2), total MK2 remains unaltered (lane 4).

Why choose a recombinant antibody?



Research with confidence
Consistent and reproducible results



Long-term and scalable supply
Recombinant technology



Success from the first experiment
Confirmed specificity



Ethical standards compliant
Animal-free production

Anti-MK2 antibody [E341] (ab32567)

Please note: All products are "FOR RESEARCH USE ONLY. NOT FOR USE IN DIAGNOSTIC PROCEDURES"

Our Abpromise to you: Quality guaranteed and expert technical support

- Replacement or refund for products not performing as stated on the datasheet
- Valid for 12 months from date of delivery
- Response to your inquiry within 24 hours
- We provide support in Chinese, English, French, German, Japanese and Spanish
- Extensive multi-media technical resources to help you
- We investigate all quality concerns to ensure our products perform to the highest standards

If the product does not perform as described on this datasheet, we will offer a refund or replacement. For full details of the Abpromise, please visit <https://www.abcam.cn/abpromise> or contact our technical team.

Terms and conditions

- Guarantee only valid for products bought direct from Abcam or one of our authorized distributors