

Anti-MICU2 antibody ab101465

★★★★★ [3 Abreviews](#) [27 References](#) [4 图像](#)

概述

产品名称	Anti-MICU2抗体
描述	兔多克隆抗体to MICU2
宿主	Rabbit
经测试应用	适用于: WB, ICC/IF, IHC-P
种属反应性	与反应: Mouse, Human
免疫原	Recombinant fragment corresponding to Human MICU2 aa 95-238. (AAH31089)
阳性对照	U87-MG whole cell lysate
常规说明	<p>The Life Science industry has been in the grips of a reproducibility crisis for a number of years. Abcam is leading the way in addressing this with our range of recombinant monoclonal antibodies and knockout edited cell lines for gold-standard validation. Please check that this product meets your needs before purchasing.</p> <p>If you have any questions, special requirements or concerns, please send us an inquiry and/or contact our Support team ahead of purchase. Recommended alternatives for this product can be found below, along with publications, customer reviews and Q&As</p>

性能

形式	Liquid
存放说明	Shipped at 4°C. Upon delivery aliquot. Store at -20°C or -80°C. Avoid freeze / thaw cycle.
存储溶液	pH: 7.00 Preservative: 0.025% Proclin 300 Constituents: 79% PBS, 20% Glycerol (glycerin, glycerine)
纯度	Immunogen affinity purified
克隆	多克隆
同种型	IgG

应用

The Abpromise guarantee **Abpromise™**承诺保证使用ab101465于以下的经测试应用

“应用说明”部分 下显示的仅为推荐的起始稀释度;实际最佳的稀释度/浓度应由使用者检定。

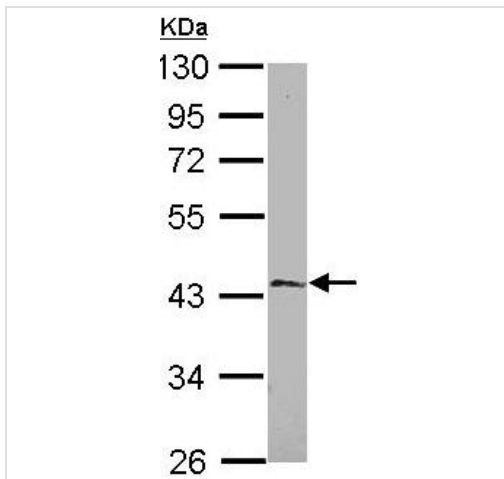
应用	Ab评论	说明
WB	★★★★★ (3)	1/500 - 1/3000. Predicted molecular weight: 50 kDa.
ICC/IF		1/100 - 1/1000.
IHC-P		1/100 - 1/1000.

靶标

序列相似性

Contains 4 EF-hand domains.

图片

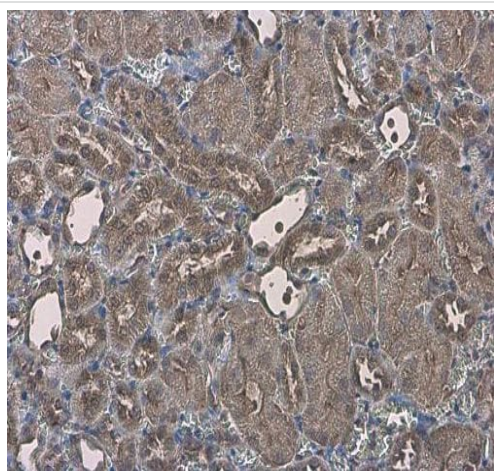


Western blot - Anti-MICU2 antibody (ab101465)

Anti-MICU2 antibody (ab101465) at 1/1000 dilution + U87-MG whole cell lysate at 30 μ g

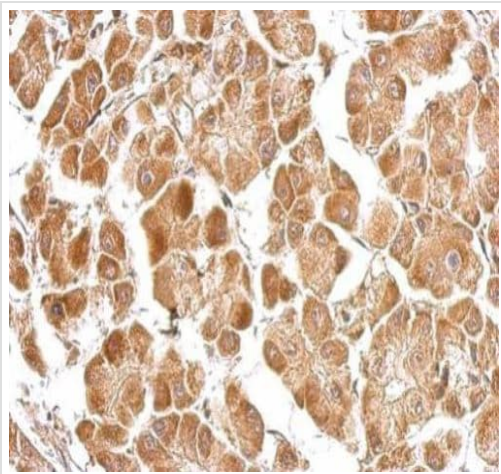
Predicted band size: 50 kDa

10% SDS-PAGE



Immunohistochemical analysis of FFPE mouse kidney tissue, labeling MICU2 with ab101465 (diluted 1/500).

Immunohistochemistry (Formalin/PFA-fixed paraffin-embedded sections) - Anti-MICU2 antibody (ab101465)



Immunohistochemical analysis of FFPE human hepatoma tissue, labeling MICU2 with ab101465 (diluted 1/500).

Immunohistochemistry (Formalin/PFA-fixed paraffin-embedded sections) - Anti-MICU2 antibody (ab101465)



Immunocytochemistry/ Immunofluorescence analysis of methanol-fixed MCF-7 cell line, labeling MICU2 with ab101465 (diluted 1/200). DNA stained with Hoechst 33342.

Immunocytochemistry/ Immunofluorescence - Anti-MICU2 antibody (ab101465)

Please note: All products are "FOR RESEARCH USE ONLY. NOT FOR USE IN DIAGNOSTIC PROCEDURES"

Our Abpromise to you: Quality guaranteed and expert technical support

- Replacement or refund for products not performing as stated on the datasheet
- Valid for 12 months from date of delivery
- Response to your inquiry within 24 hours
- We provide support in Chinese, English, French, German, Japanese and Spanish
- Extensive multi-media technical resources to help you
- We investigate all quality concerns to ensure our products perform to the highest standards

If the product does not perform as described on this datasheet, we will offer a refund or replacement. For full details of the Abpromise, please visit <https://www.abcam.cn/abpromise> or contact our technical team.

Terms and conditions

- Guarantee only valid for products bought direct from Abcam or one of our authorized distributors