

Anti-MCPH1 antibody ab121277

★★★★★ [1 Abreviews](#) [3 References](#) [5 图像](#)

概述

产品名称	Anti-MCPH1抗体
描述	兔多克隆抗体to MCPH1
宿主	Rabbit
经测试应用	适用于: WB, IHC-P
种属反应性	与反应: Human
免疫原	Recombinant fragment corresponding to Human MCPH1 aa 555-701. Database link: Q8NEM0
阳性对照	IHC-P: Human cerebral cortex, cerebellum and testis tissue sections. WB: NTERA-2 cell lysate.
常规说明	<p>The Life Science industry has been in the grips of a reproducibility crisis for a number of years. Abcam is leading the way in addressing this with our range of recombinant monoclonal antibodies and knockout edited cell lines for gold-standard validation. Please check that this product meets your needs before purchasing.</p> <p>If you have any questions, special requirements or concerns, please send us an inquiry and/or contact our Support team ahead of purchase. Recommended alternatives for this product can be found below, along with publications, customer reviews and Q&As</p>

性能

形式	Liquid
存放说明	Shipped at 4°C. Upon delivery aliquot and store at -20°C. Avoid freeze / thaw cycles.
存储溶液	<p>pH: 7.20</p> <p>Preservative: 0.02% Sodium azide</p> <p>Constituents: 59% PBS, 40% Glycerol (glycerin, glycerine)</p>
纯度	Immunogen affinity purified
克隆	多克隆
同种型	IgG

应用

The Abpromise guarantee

Abpromise™ 承诺保证使用ab121277于以下的经测试应用

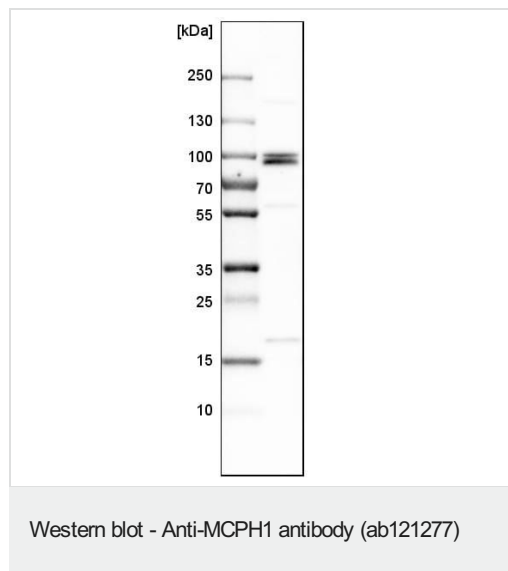
“应用说明”部分 下显示的仅为推荐的起始稀释度;实际最佳的稀释度/浓度应由使用者检定。

应用	Ab评论	说明
WB		Use a concentration of 0.04 - 0.4 µg/ml.
IHC-P		1/50 - 1/200. Perform heat mediated antigen retrieval with citrate buffer pH 6 before commencing with IHC staining protocol.

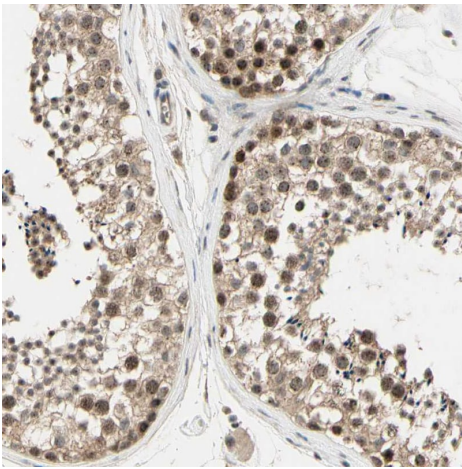
靶标

功能	Implicated in chromosome condensation and DNA damage induced cellular responses. May play a role in neurogenesis and regulation of the size of the cerebral cortex.
组织特异性	Expressed in fetal brain, liver and kidney.
疾病相关	Defects in MCPH1 are the cause of microcephaly primary type 1 (MCPH1) [MIM:251200]; also known as true microcephaly or microcephaly vera. Microcephaly is defined as a head circumference more than 3 standard deviations below the age-related mean. Brain weight is markedly reduced and the cerebral cortex is disproportionately small. Despite this marked reduction in size, the gyral pattern is relatively well preserved, with no major abnormality in cortical architecture. Primary microcephaly is further defined by the absence of other syndromic features or significant neurological deficits. This entity is inherited as autosomal recessive trait.
序列相似性	Contains 3 BRCT domains.
细胞定位	Cytoplasm > cytoskeleton > centrosome.

图片



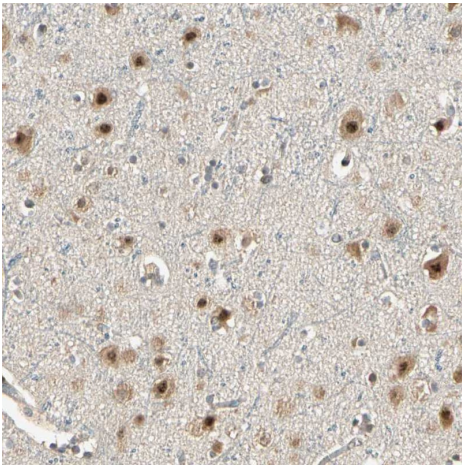
Anti-MCPH1 antibody (ab121277) at 0.4 µg/ml + NTERA-2 (human malignant pluripotent embryonic carcinoma cell line) cell lysate



Immunohistochemistry (Formalin/PFA-fixed paraffin-embedded sections) - Anti-MCPH1 antibody (ab121277)

Immunohistochemical analysis of paraffin embedded human testis tissue labeling MCPH1 with ab121277 antibody at a 1/50 dilution.

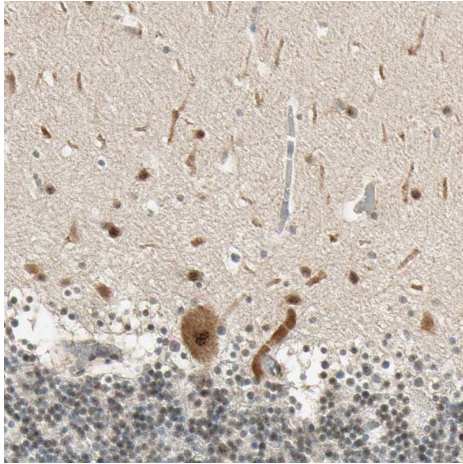
Performed heat mediated antigen retrieval with citrate buffer pH 6 before commencing with IHC staining protocol.



Immunohistochemistry (Formalin/PFA-fixed paraffin-embedded sections) - Anti-MCPH1 antibody (ab121277)

Immunohistochemical analysis of paraffin embedded human cerebral cortex tissue labeling MCPH1 with ab121277 antibody at a 1/50 dilution.

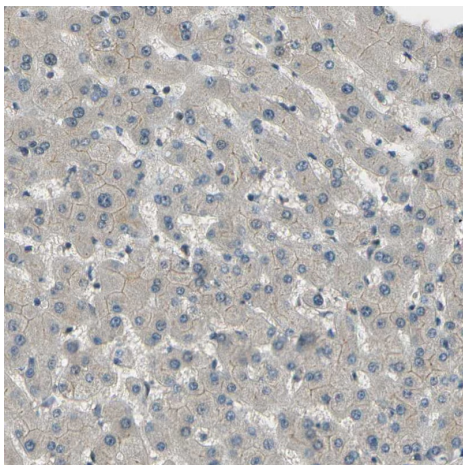
Performed heat mediated antigen retrieval with citrate buffer pH 6 before commencing with IHC staining protocol.



Immunohistochemical analysis of paraffin embedded human cerebellum tissue labeling MCPH1 with ab121277 antibody at a 1/50 dilution.

Performed heat mediated antigen retrieval with citrate buffer pH 6 before commencing with IHC staining protocol.

Immunohistochemistry (Formalin/PFA-fixed paraffin-embedded sections) - Anti-MCPH1 antibody (ab121277)



Immunohistochemical analysis of paraffin embedded human liver tissue labeling MCPH1 with ab121277 antibody at a 1/50 dilution.

Performed heat mediated antigen retrieval with citrate buffer pH 6 before commencing with IHC staining protocol.

Immunohistochemistry (Formalin/PFA-fixed paraffin-embedded sections) - Anti-MCPH1 antibody (ab121277)

Please note: All products are "FOR RESEARCH USE ONLY. NOT FOR USE IN DIAGNOSTIC PROCEDURES"

Our Abpromise to you: Quality guaranteed and expert technical support

- Replacement or refund for products not performing as stated on the datasheet
- Valid for 12 months from date of delivery
- Response to your inquiry within 24 hours
- We provide support in Chinese, English, French, German, Japanese and Spanish
- Extensive multi-media technical resources to help you
- We investigate all quality concerns to ensure our products perform to the highest standards

If the product does not perform as described on this datasheet, we will offer a refund or replacement. For full details of the Abpromise, please visit <https://www.abcam.cn/abpromise> or contact our technical team.

Terms and conditions

- Guarantee only valid for products bought direct from Abcam or one of our authorized distributors