

Product datasheet

Anti-MC1-R antibody [EPR6530] ab125031

重组 RabMAb

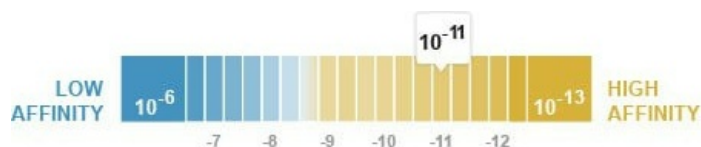
★★★★☆ **2 Abreviews** **8 References** **4 图像**

概述

产品名称	Anti-MC1-R抗体[EPR6530]
描述	兔单克隆抗体[EPR6530] to MC1-R
宿主	Rabbit
经测试应用	适用于: WB, IHC-P 不适用于: Flow Cyt, ICC/IF or IP
种属反应性	与反应: Human
免疫原	Synthetic peptide within Human MC1-R. The exact sequence is proprietary. (Peptide available as ab195973)
阳性对照	WB: A375 and Human melanoma lysates IHC-P: Human melanoma tissue
常规说明	This product is a recombinant monoclonal antibody, which offers several advantages including: <ul style="list-style-type: none"> - High batch-to-batch consistency and reproducibility - Improved sensitivity and specificity - Long-term security of supply - Animal-free production For more information see here . Our RabMAb [®] technology is a patented hybridoma-based technology for making rabbit monoclonal antibodies. For details on our patents, please refer to RabMAb[®] patents . Mouse, Rat: We have preliminary internal testing data to indicate this antibody may not react with these species. Please contact us for more information.

性能

形式	Liquid
存放说明	Shipped at 4°C. Store at -20°C. Stable for 12 months at -20°C.
解离常数 (K_D)	K _D = 4.93 x 10 ⁻¹¹ M



[Learn more about K_D](#)

存储溶液	pH: 7.20 Preservative: 0.01% Sodium azide Constituents: 9% PBS, 40% Glycerol (glycerin, glycerine), 0.05% BSA, 50% Tissue culture supernatant
纯度	Protein A purified
克隆	单克隆
克隆编号	EPR6530
同种型	IgG

应用

The Abpromise guarantee **Abpromise™**承诺保证使用ab125031于以下的经测试应用

“应用说明”部分 下显示的仅为推荐的起始稀释度;实际最佳的稀释度/浓度应由使用者检定。


应用	Ab评论	说明
WB	★★★★★ (1)	1/1000 - 1/10000. Predicted molecular weight: 35 kDa.
IHC-P	★★★★★ (1)	1/500 - 1/1000. Perform heat mediated antigen retrieval with citrate buffer pH 6 before commencing with IHC staining protocol.

应用说明 Is unsuitable for Flow Cyt, ICC/IF or IP.

靶标

功能	Receptor for MSH (alpha, beta and gamma) and ACTH. The activity of this receptor is mediated by G proteins which activate adenylyate cyclase.
组织特异性	Melanocytes and corticoadrenal tissue.
疾病相关	Genetic variations in MC1R are a cause of susceptibility to cutaneous malignant melanoma type 5 (CMM5) [MIM:613099]. Malignant melanoma is a malignant neoplasm of melanocytes, arising de novo or from a pre-existing benign nevus, which occurs most often in the skin but also may involve other sites.
序列相似性	Belongs to the G-protein coupled receptor 1 family.
细胞定位	Cell membrane.

图片



Western blot - Anti-MC1-R antibody [EPR6530] (ab125031)

All lanes : Anti-MC1-R antibody [EPR6530] (ab125031) at 1/1000 dilution

Lane 1 : A375 cell lysate

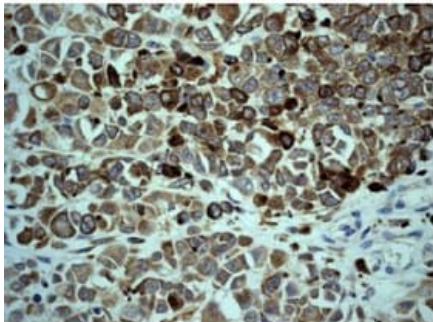
Lane 2 : Human melanoma lysate

Lysates/proteins at 10 µg per lane.

Secondary

All lanes : HRP labelled goat anti rabbit at 1/2000 dilution

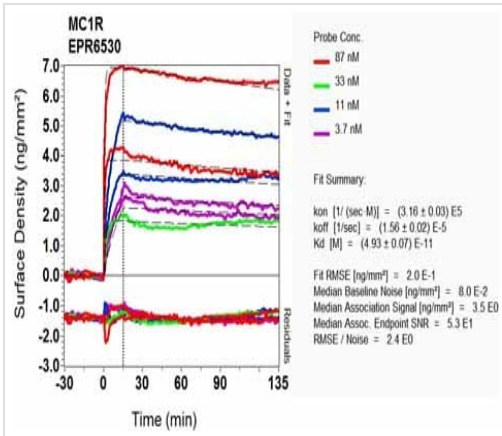
Predicted band size: 35 kDa



Immunohistochemistry (Formalin/PFA-fixed paraffin-embedded sections) - Anti-MC1-R antibody [EPR6530] (ab125031)

ab125031, at a 1/500 dilution, staining MC1-R in paraffin embedded Human melanoma tissue by Immunohistochemistry.

Perform heat mediated antigen retrieval with citrate buffer pH 6 before commencing with IHC staining protocol.



OI-RD Scanning - Anti-MC1-R antibody [EPR6530]
(ab125031)

Equilibrium disassociation constant (K_D)

Learn more about K_D

[Click here to learn more about \$K_D\$](#)

Why choose a recombinant antibody?

Research with confidence
Consistent and reproducible results

Long-term and scalable supply
Recombinant technology

Success from the first experiment
Confirmed specificity

Ethical standards compliant
Animal-free production

Anti-MC1-R antibody [EPR6530] (ab125031)

Please note: All products are "FOR RESEARCH USE ONLY. NOT FOR USE IN DIAGNOSTIC PROCEDURES"

Our Abpromise to you: Quality guaranteed and expert technical support

- Replacement or refund for products not performing as stated on the datasheet
- Valid for 12 months from date of delivery
- Response to your inquiry within 24 hours
- We provide support in Chinese, English, French, German, Japanese and Spanish
- Extensive multi-media technical resources to help you
- We investigate all quality concerns to ensure our products perform to the highest standards

If the product does not perform as described on this datasheet, we will offer a refund or replacement. For full details of the Abpromise, please visit <https://www.abcam.cn/abpromise> or contact our technical team.

Terms and conditions

- Guarantee only valid for products bought direct from Abcam or one of our authorized distributors