

# Anti-MAZ antibody ab85725

[3 References](#) [3 图像](#)

### 概述

产品名称	Anti-MAZ抗体
描述	兔多克隆抗体to MAZ
宿主	Rabbit
经测试应用	适用于: WB, IP, IHC-P
种属反应性	与反应: Human 预测可用于: Mouse, Rat, Rabbit, Horse, Guinea pig, Pig, Chimpanzee, Rhesus monkey, Chinese hamster 
免疫原	Synthetic peptide, corresponding to a region within amino acids 427-477 of Human MAZ, BAA33064.1
阳性对照	HeLa whole cell lysate ( <a href="#">ab150035</a> ); IHC-P: Human prostate carcinoma tissue
常规说明	<p>The Life Science industry has been in the grips of a reproducibility crisis for a number of years. Abcam is leading the way in addressing this with our range of recombinant monoclonal antibodies and knockout edited cell lines for gold-standard validation. Please check that this product meets your needs before purchasing.</p> <p>If you have any questions, special requirements or concerns, please send us an inquiry and/or contact our Support team ahead of purchase. Recommended alternatives for this product can be found below, along with publications, customer reviews and Q&amp;As</p>

### 性能

形式	Liquid
存放说明	Shipped at 4°C. Upon delivery aliquot and store at -20°C. Avoid freeze / thaw cycles.
存储溶液	pH: 7 Preservative: 0.09% Sodium azide Constituents: Tris buffered saline, 0.1% BSA
纯度	Immunogen affinity purified
克隆	多克隆
同种型	IgG

### 应用

## The Abpromise guarantee

**Abpromise™** 承诺保证使用 ab85725 于以下的经测试应用

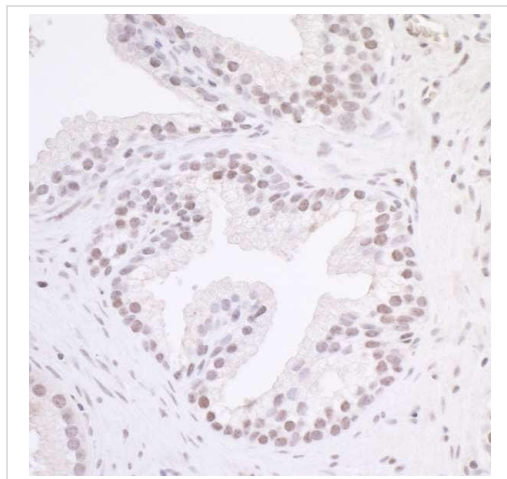
“应用说明”部分下显示的仅为推荐的起始稀释度；实际最佳的稀释度/浓度应由使用者检定。

应用	Ab评论	说明
WB		1/2000 - 1/10000. Predicted molecular weight: 49 kDa.
IP		Use at 2-5 µg/mg of lysate.
IHC-P		1/500 - 1/2000. Perform heat mediated antigen retrieval with citrate buffer pH 6 before commencing with IHC staining protocol.

## 靶标

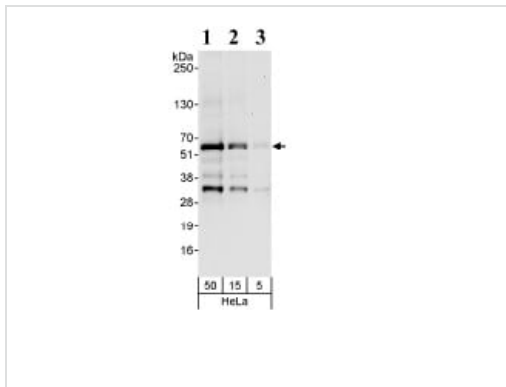
<b>功能</b>	May function as a transcription factor with dual roles in transcription initiation and termination. Binds to two sites, ME1a1 and ME1a2, within the MYC promoter having greater affinity for the former. Also binds to multiple G/C-rich sites within the promoter of the Sp1 family of transcription factors.
<b>组织特异性</b>	Present in kidney, liver and brain. In the brain, highest levels are found in motor cortex and midfrontal cortex (at protein level).
<b>序列相似性</b>	Contains 6 C2H2-type zinc fingers.
<b>细胞定位</b>	Nucleus. In brains of Alzheimer disease patients, present in a plaque-like structures.

## 图片



Immunohistochemistry (Formalin/PFA-fixed paraffin-embedded sections) analysis of human prostate carcinoma tissue labelling MAZ with ab85725 at 1/1000 (1 µg/mL). Detection: DAB.

Immunohistochemistry (Formalin/PFA-fixed paraffin-embedded sections) - Anti-MAZ antibody (ab85725)



Western blot - Anti-MAZ antibody (ab85725)

**All lanes :** Anti-MAZ antibody (ab85725) at 0.1 µg/ml

**Lane 1 :** HeLa cells lysate at 50 µg

**Lane 2 :** HeLa cells lysate at 15 µg

**Lane 3 :** HeLa cells lysate at 5 µg

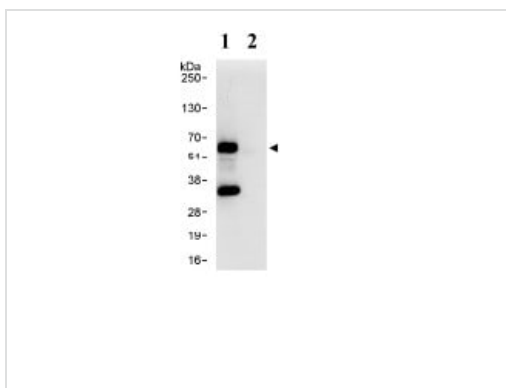
Developed using the ECL technique.

**Predicted band size:** 49 kDa

**Observed band size:** 60 kDa

**Additional bands at:** 35 kDa, 39 kDa. We are unsure as to the identity of these extra bands.

**Exposure time:** 30 seconds



Immunoprecipitation - Anti-MAZ antibody (ab85725)

Detection of Human MAZ by Immunoprecipitation in HeLa cell lysate (1 mg for IP, 20% of IP loaded) using ab85725 at 3 µg/mg lysate from HeLa cells (lane 1). Lane 2 is Control IgG IP.

Subsequent WB detection was performed using 1 µg/ml ab85725.

Detection: Chemiluminescence with exposure times of 30 seconds.

**Please note:** All products are "FOR RESEARCH USE ONLY. NOT FOR USE IN DIAGNOSTIC PROCEDURES"

### Our Abpromise to you: Quality guaranteed and expert technical support

- Replacement or refund for products not performing as stated on the datasheet
- Valid for 12 months from date of delivery
- Response to your inquiry within 24 hours
- We provide support in Chinese, English, French, German, Japanese and Spanish
- Extensive multi-media technical resources to help you
- We investigate all quality concerns to ensure our products perform to the highest standards

If the product does not perform as described on this datasheet, we will offer a refund or replacement. For full details of the Abpromise,

please visit <https://www.abcam.cn/abpromise> or contact our technical team.

## **Terms and conditions**

---

- Guarantee only valid for products bought direct from Abcam or one of our authorized distributors