



Anti-MATE-1 antibody ab92295

2 图像

概述

产品名称	Anti-MATE-1抗体
描述	山羊多克隆抗体to MATE-1
宿主	Goat
经测试应用	适用于: ICC, WB
种属反应性	与反应: Human
免疫原	Synthetic peptide corresponding to Human MATE-1 aa 528-541 (internal sequence) (Cysteine residue). Sequence: C-PEHPQDGAKLSRKQ
	 Run BLAST with  Run BLAST with
阳性对照	WB: Human liver tissue lysate; ICC: HepG2 cells.
常规说明	<p>The Life Science industry has been in the grips of a reproducibility crisis for a number of years. Abcam is leading the way in addressing this with our range of recombinant monoclonal antibodies and knockout edited cell lines for gold-standard validation. Please check that this product meets your needs before purchasing.</p> <p>If you have any questions, special requirements or concerns, please send us an inquiry and/or contact our Support team ahead of purchase. Recommended alternatives for this product can be found below, along with publications, customer reviews and Q&As</p>

性能

形式	Liquid
存放说明	Shipped at 4°C. Upon delivery aliquot and store at -20°C. Avoid freeze / thaw cycles.
存储溶液	pH: 7.30 Preservative: 0.02% Sodium azide Constituents: 0.5% Tris buffered saline, 0.5% BSA
纯度	Immunogen affinity purified
纯化说明	Purified from goat serum by ammonium sulphate precipitation followed by antigen affinity chromatography using the immunizing peptide.
克隆	多克隆
同种型	IgG

应用

The Abpromise guarantee

Abpromise™ 承诺保证使用 ab92295 于以下的经测试应用

“应用说明”部分 下显示的仅为推荐的起始稀释度;实际最佳的稀释度/浓度应由使用者检定。

应用	Ab 评论	说明
ICC		Use a concentration of 10 µg/ml.
WB		Use a concentration of 0.1 - 0.3 µg/ml. Predicted molecular weight: 62 kDa. 1 hour primary incubation is recommended for this product.

靶标

功能

Solute transporter for tetraethylammonium (TEA), 1-methyl-4-phenylpyridinium (MPP), cimetidine, N-methylnicotinamide (NMN), metformin, creatinine, guanidine, procainamide, topotecan, estrone sulfate, acyclovir, ganciclovir and also the zwitterionic cephalosporin, cephalexin and cephradine. Seems to also play a role in the uptake of oxaliplatin (a new platinum anticancer agent). Able to transport paraquat (PQ or N,N-dimethyl-4,4'-bipyridinium); a widely used herbicide. Responsible for the secretion of cationic drugs across the brush border membranes.

组织特异性

Expressed in adrenal gland, and to a lower extent in liver, skeletal muscle and kidney (especially found in luminal membranes of the urinary tubules, bile caniculi and brush border membranes).

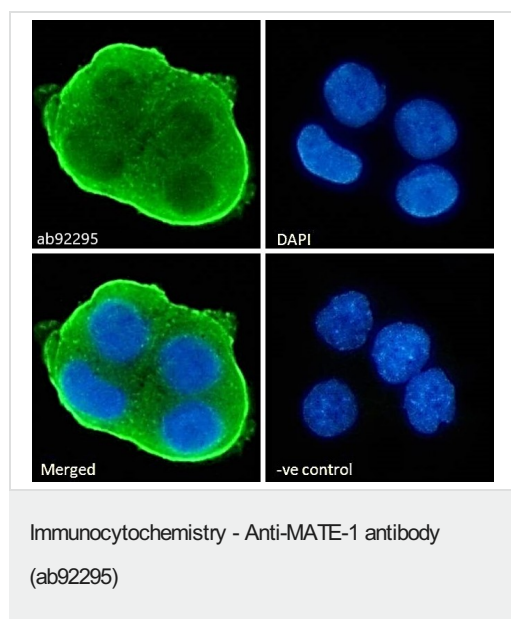
序列相似性

Belongs to the multi antimicrobial extrusion (MATE) (TC 2.A.66.1) family.


细胞定位

Cell membrane. Predominantly localized at the plasma membrane but also found in intracellular organelles.

图片



Immunocytochemistry analysis of paraformaldehyde fixed HepG2 cells labeling MATE-1. Cells permeabilized with 0.15% Triton. Primary incubation 1 hour (10 µg/mL) followed by Alexa Fluor® 488 secondary antibody (2 µg/mL). The nuclear stain is DAPI (blue). Negative control: Unimmunized goat IgG (10 µg/mL) followed by Alexa Fluor® 488 secondary antibody (2 µg/mL).



All lanes : Anti-MATE-1 antibody (ab92295) at 0.1 µg/ml

Lane 1 : Human liver lysate (in RIPA buffer)

Lane 2 : Human liver lysate (in RIPA buffer) with immunizing peptide

Lysates/proteins at 35 µg per lane.

Predicted band size: 62 kDa

Primary incubation 1 hour at room temperature. Detected by chemiluminescence.

Please note: All products are "FOR RESEARCH USE ONLY. NOT FOR USE IN DIAGNOSTIC PROCEDURES"

Our Abpromise to you: Quality guaranteed and expert technical support

- Replacement or refund for products not performing as stated on the datasheet
- Valid for 12 months from date of delivery
- Response to your inquiry within 24 hours
- We provide support in Chinese, English, French, German, Japanese and Spanish
- Extensive multi-media technical resources to help you
- We investigate all quality concerns to ensure our products perform to the highest standards

If the product does not perform as described on this datasheet, we will offer a refund or replacement. For full details of the Abpromise, please visit <https://www.abcam.cn/abpromise> or contact our technical team.

Terms and conditions

- Guarantee only valid for products bought direct from Abcam or one of our authorized distributors