

# Anti-Macrophage Inflammatory Protein 3 alpha antibody ab9829

★★★★★ [3 Abreviews](#) [37 References](#) [3 图像](#)

## 概述

产品名称	Anti-Macrophage Inflammatory蛋白3 alpha抗体
描述	兔多克隆抗体to Macrophage Inflammatory蛋白3 alpha
宿主	Rabbit
经测试应用	适用于: IHC-P, ICC, ICC/IF, IHC-FoFr, WB, ELISA, Neutralising, Sandwich ELISA
种属反应性	与反应: Mouse, Rat, Human
免疫原	Recombinant full length protein corresponding to Human Macrophage Inflammatory Protein 3 alpha. Highly pure (>98%) recombinant hMIP-3-alpha (human macrophage inflammatory protein-3 alpha) Database link: <a href="#">P78556</a>
阳性对照	IHC-P: Hepatocellular carcinoma and colon cancer tissues.
常规说明	This product is no longer batch tested in IHC, for an IHC validated antibody please see <a href="#">ab224188</a> .  The Life Science industry has been in the grips of a reproducibility crisis for a number of years. Abcam is leading the way in addressing this with our range of recombinant monoclonal antibodies and knockout edited cell lines for gold-standard validation. Please check that this product meets your needs before purchasing.  If you have any questions, special requirements or concerns, please send us an inquiry and/or contact our Support team ahead of purchase. Recommended alternatives for this product can be found below, along with publications, customer reviews and Q&As

## 性能

形式	Lyophilized:Reconstitute with 200µl of sterile water. The reconstituted antibody is stable for at least 2 weeks at 2-8C and at least 6 months at -20C
存放说明	Shipped at 4°C. Store at -20°C.
存储溶液	No preservative, sterile filtered
纯度	Immunogen affinity purified
克隆	多克隆
同种型	unknown
轻链类型	unknown

## 应用

### The Abpromise guarantee

**Abpromise™**承诺保证使用ab9829于以下的经测试应用

“应用说明”部分 下显示的仅为推荐的起始稀释度;实际最佳的稀释度/浓度应由使用者检定。

应用	Ab评论	说明
IHC-P	★★★★★ (2)	Use a concentration of 4 µg/ml. Perform heat mediated antigen retrieval before commencing with IHC staining protocol.
ICC		Use at an assay dependent concentration. PubMed: 24633013
ICC/IF		Use at an assay dependent concentration. PubMed: 20952674
IHC-FoFr		Use at an assay dependent concentration. PubMed: 19305396
WB		Use at an assay dependent concentration. Predicted molecular weight: 10 kDa. To detect hMIP-3-alpha by Western Blot analysis this antibody can be used at a concentration of 0.1 - 0.2 ug/ml. Used in conjunction with compatible secondary reagents the detection limit for recombinant hMIP-3-alpha is 1.5 - 3.0 ng/lane, under either reducing or non-reducing conditions.
ELISA		Use at an assay dependent concentration. To detect hMIP-3-alpha by direct ELISA (using 100ul/well antibody solution) a concentration of at least 0.5ug/ml of this antibody is required. This antigen affinity purified antibody, in conjunction with compatible secondary reagents, allows the detection of 0.2 - 0.4 ng/well of recombinant hMIP-3-alpha.
Neutralising		Use at an assay dependent concentration. To yield one-half maximal inhibition [ND50] of the biological activity of hMIP-3-alpha (100 ng/ml), a concentration of 15.0 - 18.0 ug/ml of this antibody is required.
Sandwich ELISA		Use at an assay dependent concentration. To detect Human MIP-3α by sandwich ELISA (using 100 µl/well antibody solution) a concentration of 0.5 - 2.0 µg/ml of this antibody is required. This antigen affinity purified antibody, in conjunction with <b>ab271284</b> as a detection antibody, allows the detection of at least 0.2 - 0.4 ng/well of recombinant Human MIP-3α.

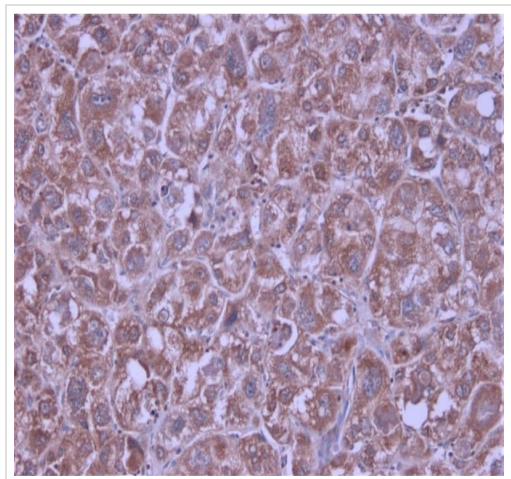
## 靶标

### 功能

Chemotactic factor that attracts lymphocytes and, slightly, neutrophils, but not monocytes. Inhibits proliferation of myeloid progenitors in colony formation assays. May be involved in formation and function of the mucosal lymphoid tissues by attracting lymphocytes and dendritic cells towards epithelial cells. C-terminal processed forms have been shown to be equally chemotactically active for leukocytes. Possesses antibacterial activity E.coli ATCC 25922 and S.aureus ATCC 29213.

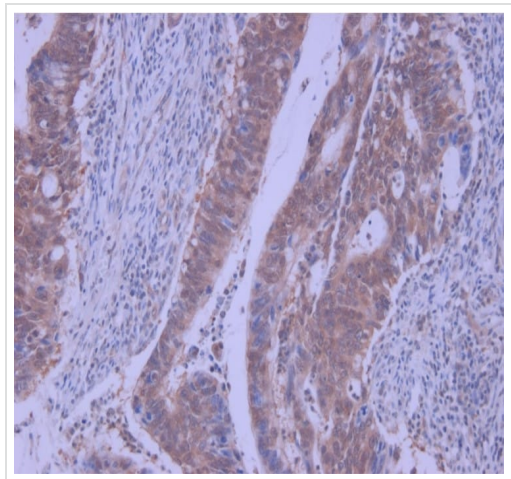
组织特异性	Expressed predominantly in the liver, lymph nodes, appendix, peripheral blood lymphocytes, and fetal lung. Low levels seen in thymus, prostate, testis, small intestine and colon.
序列相似性	Belongs to the intercrine beta (chemokine CC) family.
翻译后修饰	C-terminal processed forms which lack 1, 3 or 6 amino acids are produced by proteolytic cleavage after secretion from peripheral blood monocytes.
细胞定位	Secreted.

图片



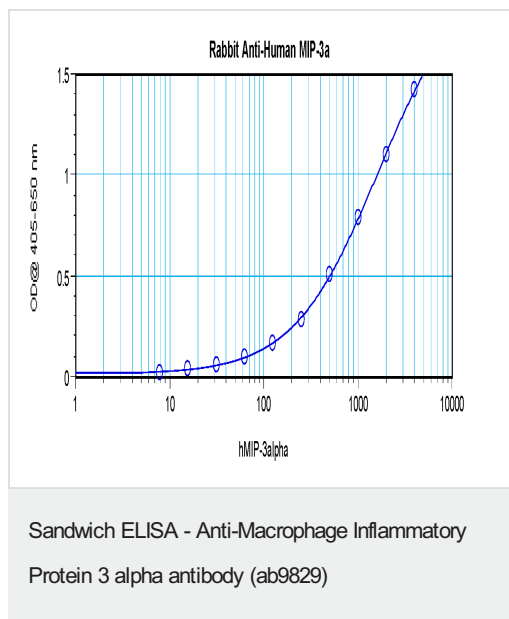
Immunohistochemistry (Formalin/PFA-fixed paraffin-embedded sections) - Anti-Macrophage Inflammatory Protein 3 alpha antibody (ab9829)

Immunohistochemistry (Formalin/PFA-fixed paraffin-embedded sections) analysis of human hepatocellular carcinoma tissue labelling Macrophage Inflammatory Protein 3 alpha with ab9829 at 4 µg/mL (45 minute incubation at room temperature). Heat mediated antigen retrieval was performed using a buffer at pH 6. An HRP-labeled polymer detection system was used with a DAB chromogen.



Immunohistochemistry (Formalin/PFA-fixed paraffin-embedded sections) - Anti-Macrophage Inflammatory Protein 3 alpha antibody (ab9829)

Immunohistochemistry (Formalin/PFA-fixed paraffin-embedded sections) analysis of human colon cancer tissue labelling Macrophage Inflammatory Protein 3 alpha with ab9829 at 4 µg/mL (45 minute incubation at room temperature). Heat mediated antigen retrieval was performed using a buffer at pH 6. An HRP-labeled polymer detection system was used with a DAB chromogen.



ab9829 detecting Macrophage Inflammatory Protein 3 alpha using sandwich ELISA

**Please note:** All products are "FOR RESEARCH USE ONLY. NOT FOR USE IN DIAGNOSTIC PROCEDURES"

### Our Abpromise to you: Quality guaranteed and expert technical support

- Replacement or refund for products not performing as stated on the datasheet
- Valid for 12 months from date of delivery
- Response to your inquiry within 24 hours
- We provide support in Chinese, English, French, German, Japanese and Spanish
- Extensive multi-media technical resources to help you
- We investigate all quality concerns to ensure our products perform to the highest standards

If the product does not perform as described on this datasheet, we will offer a refund or replacement. For full details of the Abpromise, please visit <https://www.abcam.cn/abpromise> or contact our technical team.

### Terms and conditions

- Guarantee only valid for products bought direct from Abcam or one of our authorized distributors