

Anti-LRRC47 antibody ab121283

[1 References](#) [6 图像](#)

概述

产品名称	Anti-LRRC47抗体
描述	兔多克隆抗体to LRRC47
宿主	Rabbit
经测试应用	适用于: ICC/IF, WB, IHC-P
种属反应性	与反应: Human
免疫原	antigen, corresponding to amino acids 348-469 of Human LRRC47 (Q8N1G4).
阳性对照	ICC: U-2 OS cells. WB: RT4 and U-251 MG cell lysates. IHC-P: Cerebral cortex, colon, testis and kidney tissues.
常规说明	<p>The Life Science industry has been in the grips of a reproducibility crisis for a number of years. Abcam is leading the way in addressing this with our range of recombinant monoclonal antibodies and knockout edited cell lines for gold-standard validation. Please check that this product meets your needs before purchasing.</p> <p>If you have any questions, special requirements or concerns, please send us an inquiry and/or contact our Support team ahead of purchase. Recommended alternatives for this product can be found below, along with publications, customer reviews and Q&As</p>

性能

形式	Liquid
存放说明	Shipped at 4°C. Upon delivery aliquot and store at -20°C. Avoid freeze / thaw cycles.
存储溶液	pH: 7.20 Preservative: 0.02% Sodium azide Constituents: 40% Glycerol (glycerin, glycerine), 59% PBS
纯度	Immunogen affinity purified
克隆	多克隆
同种型	IgG

应用

The Abpromise guarantee

Abpromise™ 承诺保证使用ab121283于以下的经测试应用

“应用说明”部分 下显示的仅为推荐的起始稀释度;实际最佳的稀释度/浓度应由使用者检定。

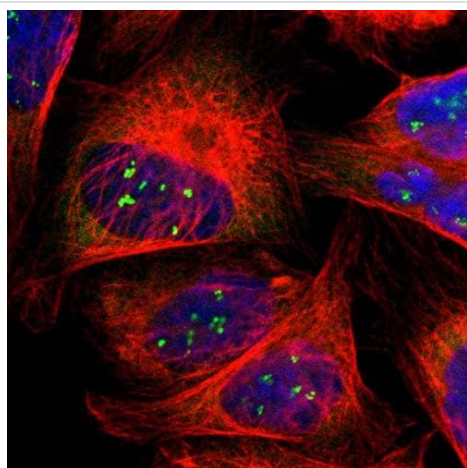
应用	Ab评论	说明
ICC/IF		Use a concentration of 0.25 - 2 µg/ml.
WB		Use a concentration of 0.04 - 0.4 µg/ml.
IHC-P		1/50 - 1/200. Perform heat mediated antigen retrieval with citrate buffer pH 6 before commencing with IHC staining protocol.

靶标

序列相似性

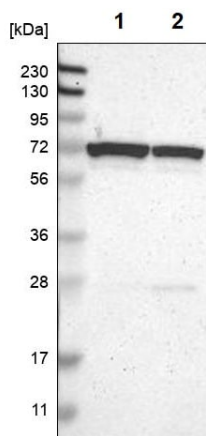
Contains 7 LRR (leucine-rich) repeats.

图片



Immunocytochemistry/ Immunofluorescence - Anti-LRRC47 antibody (ab121283)

Immunofluorescent staining of Human cell line U-2 OS shows positivity in nucleoli and cytoplasm. Recommended concentration of ab121283 1-4 µg/ml. Cells treated with PFA/Triton X-100.



Western blot - Anti-LRRC47 antibody (ab121283)

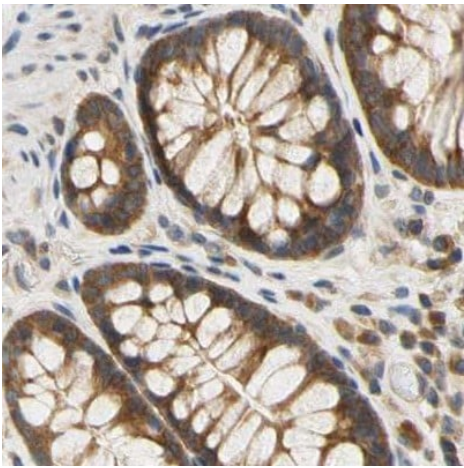
All lanes : Anti-LRRC47 antibody (ab121283) at 0.04 µg/ml

Lane 1 : RT4 (Human urinary bladder cancer cell line) cell lysate

Lane 2 : U-251 MG (Human brain glioma cell line) cell lysate

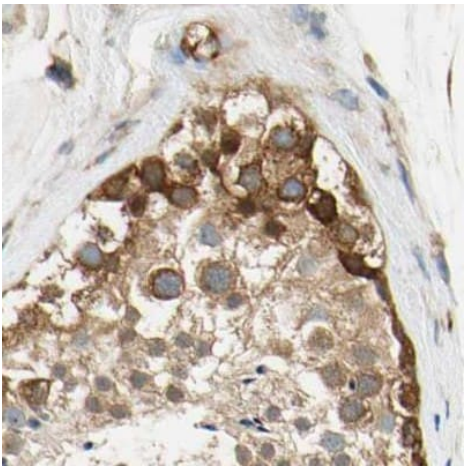
Performed under reducing conditions.

Western blot analysis labeling LRRC47 with ab121283 at 0.04 ug/ml.



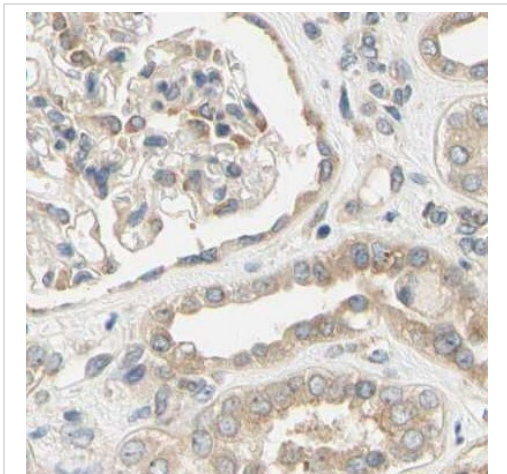
Immunohistochemical analysis of human colon tissue labeling LRRC47 with ab121283 at 0.04 ug/ml.

Immunohistochemistry (Formalin/PFA-fixed paraffin-embedded sections) - Anti-LRRC47 antibody (ab121283)



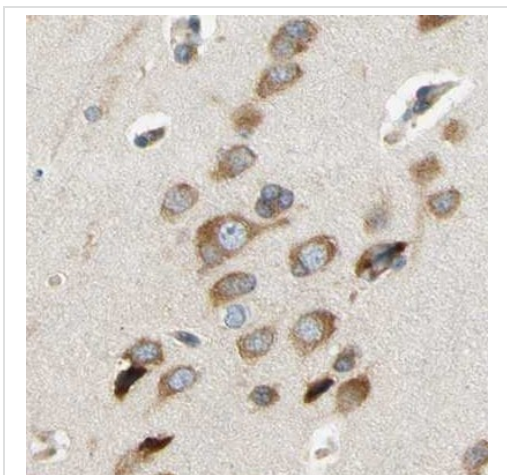
Immunohistochemical analysis of human testis tissue labeling LRRC47 with ab121283 at 0.04 ug/ml.

Immunohistochemistry (Formalin/PFA-fixed paraffin-embedded sections) - Anti-LRRC47 antibody (ab121283)



Immunohistochemical analysis of human kidney tissue labeling LRRC47 with ab121283 at 0.04 ug/ml.

Immunohistochemistry (Formalin/PFA-fixed paraffin-embedded sections) - Anti-LRRC47 antibody (ab121283)



Immunohistochemical analysis of human cerebral cortex tissue labeling LRRC47 with ab121283 at 0.04 ug/ml.

Immunohistochemistry (Formalin/PFA-fixed paraffin-embedded sections) - Anti-LRRC47 antibody (ab121283)

Please note: All products are "FOR RESEARCH USE ONLY. NOT FOR USE IN DIAGNOSTIC PROCEDURES"

Our Abpromise to you: Quality guaranteed and expert technical support

- Replacement or refund for products not performing as stated on the datasheet
- Valid for 12 months from date of delivery
- Response to your inquiry within 24 hours
- We provide support in Chinese, English, French, German, Japanese and Spanish
- Extensive multi-media technical resources to help you
- We investigate all quality concerns to ensure our products perform to the highest standards

If the product does not perform as described on this datasheet, we will offer a refund or replacement. For full details of the Abpromise,

please visit <https://www.abcam.cn/abpromise> or contact our technical team.

Terms and conditions

- Guarantee only valid for products bought direct from Abcam or one of our authorized distributors