

Anti-LRIG2 antibody ab121472

[2 References](#) [3 图像](#)

概述

产品名称	Anti-LRIG2抗体
描述	兔多克隆抗体to LRIG2
宿主	Rabbit
经测试应用	适用于: IHC-P, ICC/IF
种属反应性	与反应: Human
免疫原	antigen sequence, corresponding to C terminal amino acids 852-1050 of Human LRIG2.
阳性对照	ICC/IF: human cell line A-431 IHC: Human epididymis and skeletal muscle tissue
常规说明	<p>The Life Science industry has been in the grips of a reproducibility crisis for a number of years. Abcam is leading the way in addressing this with our range of recombinant monoclonal antibodies and knockout edited cell lines for gold-standard validation. Please check that this product meets your needs before purchasing.</p> <p>If you have any questions, special requirements or concerns, please send us an inquiry and/or contact our Support team ahead of purchase. Recommended alternatives for this product can be found below, along with publications, customer reviews and Q&As</p>

性能

形式	Liquid
存放说明	Shipped at 4°C. Upon delivery aliquot and store at -20°C. Avoid repeated freeze / thaw cycles.
存储溶液	pH: 7.20 Preservative: 0.02% Sodium azide Constituents: 59% PBS, 40% Glycerol (glycerin, glycerine)
纯度	Immunogen affinity purified
克隆	多克隆
同种型	IgG

应用

The Abpromise guarantee **Abpromise™**承诺保证使用ab121472于以下的经测试应用

“应用说明”部分 下显示的仅为推荐的起始稀释度;实际最佳的稀释度/浓度应由使用者检定。

应用	Ab评论	说明
IHC-P		1/20 - 1/50. Perform heat mediated antigen retrieval with citrate buffer pH 6 before commencing with IHC staining protocol.
ICC/IF		Use a concentration of 0.2 - 0.25 µg/ml.

靶标

组织特异性

Detected in all tissues analyzed.

序列相似性

Contains 3 Ig-like C2-type (immunoglobulin-like) domains.

Contains 15 LRR (leucine-rich) repeats.

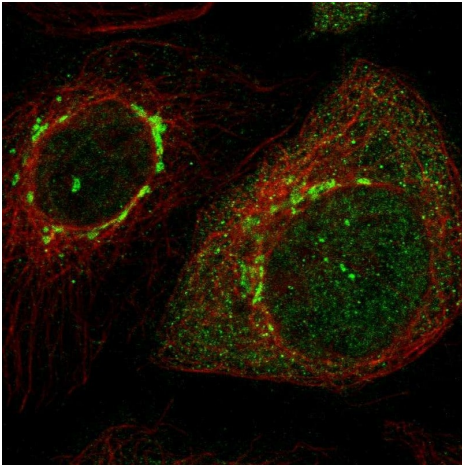
Contains 1 LRRCT domain.

Contains 1 LRRNT domain.

细胞定位

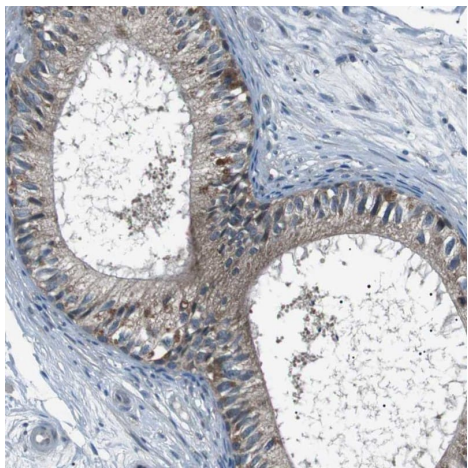
Cell membrane. Cytoplasm.

图片



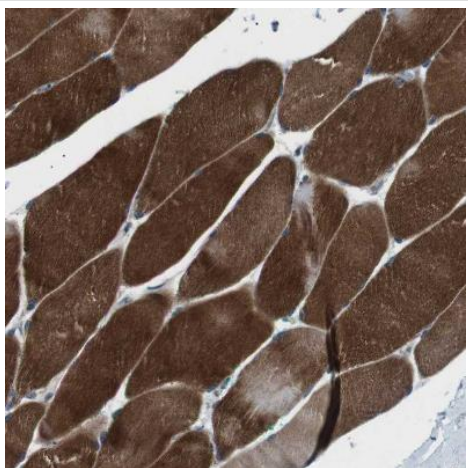
ab121472 at 2 µg/ml staining LRIG2 in human cell line A-43 tissue by Immunocytochemistry/Immunofluorescence

Immunocytochemistry/ Immunofluorescence - Anti-LRIG2 antibody (ab121472)



ab121472 at 1/10 dilution staining LRIG2 in Human epididymis tissue by Immunohistochemistry.

Immunohistochemistry (Formalin/PFA-fixed paraffin-embedded sections) - Anti-LRIG2 antibody (ab121472)



ab121472 at 1/10 dilution staining LRIG2 in Human skeletal muscle tissue by Immunohistochemistry.

Immunohistochemistry (Formalin/PFA-fixed paraffin-embedded sections) - Anti-LRIG2 antibody (ab121472)

Please note: All products are "FOR RESEARCH USE ONLY. NOT FOR USE IN DIAGNOSTIC PROCEDURES"

Our Abpromise to you: Quality guaranteed and expert technical support

- Replacement or refund for products not performing as stated on the datasheet
- Valid for 12 months from date of delivery
- Response to your inquiry within 24 hours
- We provide support in Chinese, English, French, German, Japanese and Spanish
- Extensive multi-media technical resources to help you
- We investigate all quality concerns to ensure our products perform to the highest standards

If the product does not perform as described on this datasheet, we will offer a refund or replacement. For full details of the Abpromise,

please visit <https://www.abcam.cn/abpromise> or contact our technical team.

Terms and conditions

- Guarantee only valid for products bought direct from Abcam or one of our authorized distributors