

Anti-LMX1A antibody - C-terminal ab139726

★★★★★ [1 Abreviews](#) [11 References](#) [5 图像](#)

概述

产品名称	Anti-LMX1A抗体- C-terminal
描述	兔多克隆抗体to LMX1A - C-terminal
宿主	Rabbit
特异性	At least two isoforms are known to exist. ab139726 is predicted to not cross-react with LMX1B.
经测试应用	适用于: WB, ICC/IF, IHC-P
种属反应性	与反应: Mouse, Rat, Human
免疫原	Synthetic peptide within Human LMX1A aa 300-350 (C terminal). The exact sequence is proprietary. 16 amino acids. NP_796372 Database link: NP_796372
阳性对照	WB: Rat brain tissue lysate. IHC-P: Mouse and human brain tissue. ICC/IF: Mouse neural stem cells.
常规说明	<p>The Life Science industry has been in the grips of a reproducibility crisis for a number of years. Abcam is leading the way in addressing this with our range of recombinant monoclonal antibodies and knockout edited cell lines for gold-standard validation. Please check that this product meets your needs before purchasing.</p> <p>If you have any questions, special requirements or concerns, please send us an inquiry and/or contact our Support team ahead of purchase. Recommended alternatives for this product can be found below, along with publications, customer reviews and Q&As</p>

性能

形式	Liquid
存放说明	Shipped at 4°C. Store at +4°C short term (1-2 weeks). Upon delivery aliquot. Store at -20°C long term. Avoid freeze / thaw cycle.
存储溶液	pH: 7.2 Preservative: 0.02% Sodium azide Constituent: PBS
纯度	Immunogen affinity purified
克隆	多克隆
同种型	IgG

应用

The Abpromise guarantee

Abpromise™承诺保证使用ab139726于以下的经测试应用

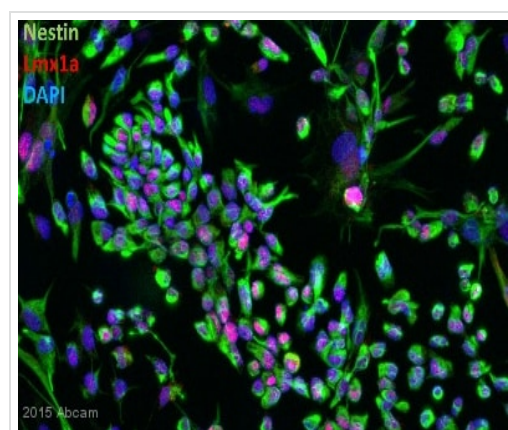
“应用说明”部分 下显示的仅为推荐的起始稀释度;实际最佳的稀释度/浓度应由使用者检定。

应用	Ab评论	说明
WB		Use a concentration of 1 - 2 µg/ml. Predicted molecular weight: 42 kDa. Only validated in rat samples.
ICC/IF	★★★★★ (1)	Use a concentration of 20 µg/ml.
IHC-P		Use a concentration of 2.5 µg/ml.

靶标

功能	Acts as a transcriptional activator by binding to an A/T-rich sequence, the FLAT element, in the insulin gene promoter. Required for development of the roof plate and, in turn, for specification of dorsal cell fates in the CNS and developing vertebrae.
组织特异性	Isoform 1 is expressed in many tissues. Not found in heart, liver, spleen and testis. Relatively highly expressed in fetal brain. Isoform LMX1A-4B is expressed in testis.
序列相似性	Contains 1 homeobox DNA-binding domain. Contains 2 LIM zinc-binding domains.
细胞定位	Nucleus.

图片



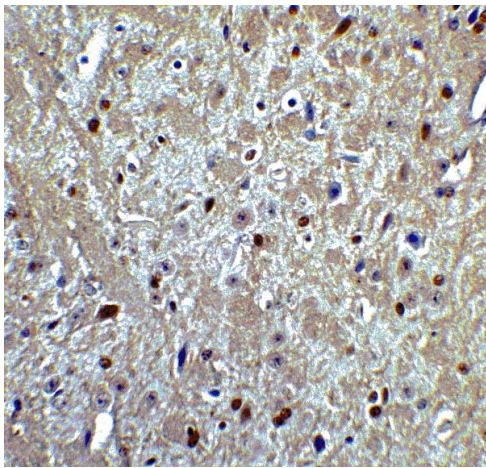
Immunocytochemistry/ Immunofluorescence - Anti-LMX1A antibody - C-terminal (ab139726)

This image is courtesy of an Abreview submitted by Sébastien Brot

ab139726 staining LMX1A (red) in mouse neural stem cells by ICC/IF (Immunocytochemistry/immunofluorescence).

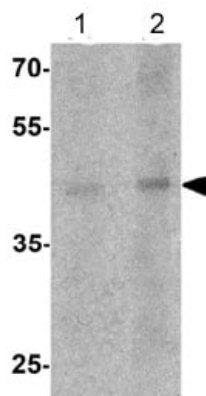
Cells were fixed with formaldehyde, permeabilized with 0.3% Triton X-100 and blocked with 3% BSA for 1 hour at 20°C. Samples were incubated with primary antibody (1/500 in PBS + 3% BSA + 0.3% Triton X-100) for 16 hours at 4°C. An Alexa-Fluor® 568-conjugated donkey anti-rabbit IgG (H+L) monoclonal was used as the secondary antibody.

Blue - DAPI, Green - Nestin.



Immunohistochemistry (Formalin-fixed paraffin embedded sections) of mouse brain tissue labeling LMX1A with ab139726 at 5 µg/ml.

Immunohistochemistry (Formalin/PFA-fixed paraffin-embedded sections) - Anti-LMX1A antibody - C-terminal (ab139726)



Lane 1 : Anti-LMX1A antibody - C-terminal (ab139726) at 1 µg

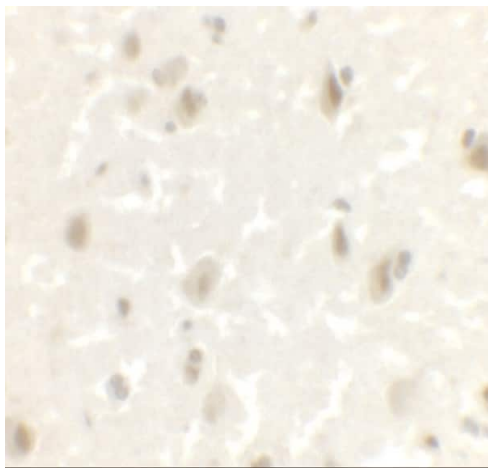
Lane 2 : Anti-LMX1A antibody - C-terminal (ab139726) at 2 µg

All lanes : Rat brain tissue lysate

Lysates/proteins at 15 µg per lane.

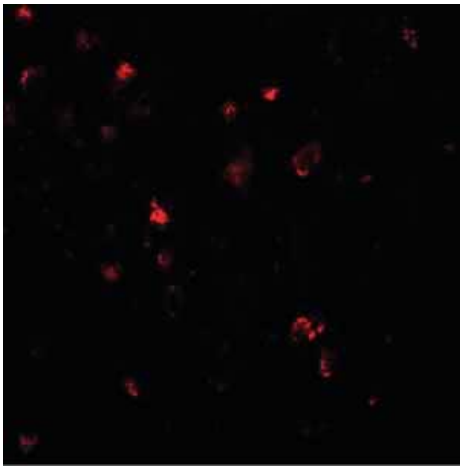
Predicted band size: 42 kDa

Western blot - Anti-LMX1A antibody - C-terminal (ab139726)



Immunohistochemistry (Formalin-fixed paraffin embedded sections) of human brain tissue labeling LMX1A with antibody ab139726 at 2.5 µg/ml.

Immunohistochemistry (Formalin/PFA-fixed paraffin-embedded sections) - Anti-LMX1A antibody - C-terminal (ab139726)



Immunofluorescence of human brain tissue labeling LMX1A with ab139726 at 20 µg/ml.

Immunocytochemistry/ Immunofluorescence - Anti-LMX1A antibody - C-terminal (ab139726)

Please note: All products are "FOR RESEARCH USE ONLY. NOT FOR USE IN DIAGNOSTIC PROCEDURES"

Our Abpromise to you: Quality guaranteed and expert technical support

- Replacement or refund for products not performing as stated on the datasheet
- Valid for 12 months from date of delivery
- Response to your inquiry within 24 hours
- We provide support in Chinese, English, French, German, Japanese and Spanish
- Extensive multi-media technical resources to help you
- We investigate all quality concerns to ensure our products perform to the highest standards

If the product does not perform as described on this datasheet, we will offer a refund or replacement. For full details of the Abpromise, please visit <https://www.abcam.cn/abpromise> or contact our technical team.

Terms and conditions

- Guarantee only valid for products bought direct from Abcam or one of our authorized distributors