




Anti-LGALS3BP antibody ab217760

[2 References](#) [2 图像](#)

概述

| | |
|--------------|---|
| 产品名称 | Anti-LGALS3BP抗体 |
| 描述 | 兔多克隆抗体to LGALS3BP |
| 宿主 | Rabbit |
| 经测试应用 | 适用于: IHC-P, WB |
| 种属反应性 | 与反应: Mouse, Human 预测可用于: Rat  |
| 免疫原 | Synthetic peptide within Human LGALS3BP aa 300-400 conjugated to keyhole limpet haemocyanin. The exact immunogen sequence used to generate this antibody is proprietary information. If additional detail on the immunogen is needed to determine the suitability of the antibody for your needs, please contact our Scientific Support team to discuss your requirements. Database link: Q08380  Run BLAST with  Run BLAST with |
| 阳性对照 | Mouse serum lysate; Human colon carcinoma. |
| 常规说明 | The Life Science industry has been in the grips of a reproducibility crisis for a number of years. Abcam is leading the way in addressing this with our range of recombinant monoclonal antibodies and knockout edited cell lines for gold-standard validation. Please check that this product meets your needs before purchasing. If you have any questions, special requirements or concerns, please send us an inquiry and/or contact our Support team ahead of purchase. Recommended alternatives for this product can be found below, along with publications, customer reviews and Q&As |

性能

| | |
|-------------|---|
| 形式 | Liquid |
| 存放说明 | Shipped at 4°C. Store at +4°C short term (1-2 weeks). Upon delivery aliquot. Store at -20°C long term. Avoid freeze / thaw cycle. |
| 存储溶液 | pH: 7.40 Preservative: 0.02% Proclin 300 Constituents: 50% Glycerol (glycerin, glycerine), 1% BSA, 48.98% TBS, 1X |
| 纯度 | Protein A purified |

克隆 多克隆
同种型 IgG

应用

The Abpromise guarantee **Abpromise™**承诺保证使用ab217760于以下的经测试应用

“应用说明”部分 下显示的仅为推荐的起始稀释度;实际最佳的稀释度/浓度应由使用者检定。

| 应用 | Ab评论 | 说明 |
|-------|------|---|
| IHC-P | | 1/100 - 1/500. |
| WB | | 1/100 - 1/1000. Predicted molecular weight: 65 kDa. |

靶标

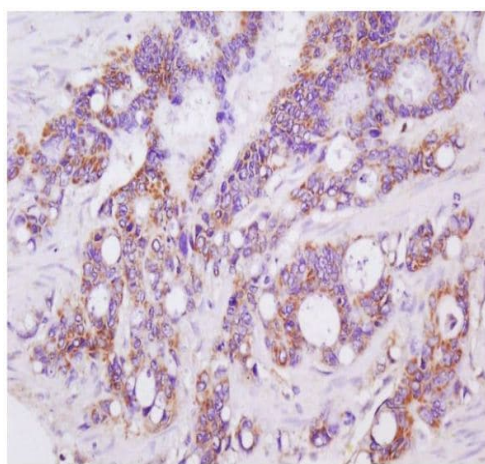
功能 Promotes integrin-mediated cell adhesion. May stimulate host defense against viruses and tumor cells.

组织特异性 Ubiquitous. Detected in body fluids such as semen, milk, serum, tears, saliva and urine. Expressed by keratinocytes and fibroblasts.

序列相似性 Contains 1 BACK (BTB/Kelch associated) domain.
Contains 1 BTB (POZ) domain.
Contains 1 SRCR domain.


细胞定位 Secreted. Secreted > extracellular space > extracellular matrix.

图片



Immunohistochemical analysis of formalin-fixed, paraffin-embedded Human colon carcinoma tissue labeling LGALS3BP with ab217760 at 1/200 dilution followed by conjugation to the secondary antibody and DAB staining.

Immunohistochemistry (Formalin/PFA-fixed paraffin-embedded sections) - Anti-LGALS3BP antibody (ab217760)



Anti-LGALS3BP antibody (ab217760) at 1/200 dilution + Mouse serum lysate

Secondary

Goat Anti-Rabbit IgG Antibody (H+L), HRP at 1/3000 dilution

Predicted band size: 65 kDa

12% gel.

Please note: All products are "FOR RESEARCH USE ONLY. NOT FOR USE IN DIAGNOSTIC PROCEDURES"

Our Abpromise to you: Quality guaranteed and expert technical support

- Replacement or refund for products not performing as stated on the datasheet
- Valid for 12 months from date of delivery
- Response to your inquiry within 24 hours
- We provide support in Chinese, English, French, German, Japanese and Spanish
- Extensive multi-media technical resources to help you
- We investigate all quality concerns to ensure our products perform to the highest standards

If the product does not perform as described on this datasheet, we will offer a refund or replacement. For full details of the Abpromise, please visit <https://www.abcam.cn/abpromise> or contact our technical team.

Terms and conditions

- Guarantee only valid for products bought direct from Abcam or one of our authorized distributors