



Anti-KIAA1107/APache antibody ab121799

★★★★★ 1 Abreviews 2 图像

概述	
产品名称	Anti-KIAA1107/APache抗体
描述	兔多克隆抗体to KIAA1107/APache
宿主	Rabbit
经测试应用	适用于: ICC/IF, IHC-P
种属反应性	与反应: Human
免疫原	<p>Recombinant fragment corresponding to Human KIAA1107/APache aa 501-597.</p> <p>Sequence:</p> <p>AKLDHNTTTEKQAPKRKMVKQVHTALPKVNAKIVAMPKNLNQ SKKGETLN NKDSKQKMPPGQVISKTPSSQRPLKHETSTVQKSMFHDVRD NNNKD</p> <p> Run BLAST with  Run BLAST with</p>
阳性对照	Human Rectum tissue.
常规说明	<p>The Life Science industry has been in the grips of a reproducibility crisis for a number of years. Abcam is leading the way in addressing this with our range of recombinant monoclonal antibodies and knockout edited cell lines for gold-standard validation. Please check that this product meets your needs before purchasing.</p> <p>If you have any questions, special requirements or concerns, please send us an inquiry and/or contact our Support team ahead of purchase. Recommended alternatives for this product can be found below, along with publications, customer reviews and Q&As</p>
性能	
形式	Liquid
存放说明	Shipped at 4°C. Upon delivery aliquot and store at -20°C. Avoid freeze / thaw cycles.
存储溶液	<p>pH: 7.20</p> <p>Preservative: 0.02% Sodium azide</p> <p>Constituents: 59% PBS, 40% Glycerol (glycerin, glycerine)</p>
纯度	Immunogen affinity purified
克隆	多克隆
同种型	IgG

应用

The Abpromise guarantee **Abpromise™**承诺保证使用ab121799于以下的经测试应用

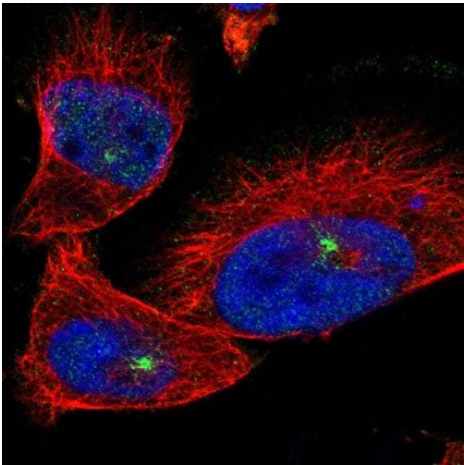
“应用说明”部分 下显示的仅为推荐的起始稀释度;实际最佳的稀释度/浓度应由使用者检定。

应用	Ab评论	说明
ICC/IF		Use a concentration of 1 - 4 µg/ml. Recommend PFA Fixation and Triton X-100 treatment
IHC-P		1/50 - 1/200. Perform heat mediated antigen retrieval with citrate buffer pH 6 before commencing with IHC staining protocol.

靶标

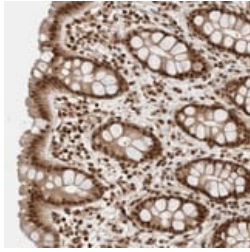
翻译后修饰 Phosphorylated upon DNA damage, probably by ATM or ATR.

图片



Immunocytochemistry/ Immunofluorescence - Anti-KIAA1107/APache antibody (ab121799)

Immunofluorescent staining of Human cell line U-251MG shows positivity in centrosome. Recommended concentration of ab121799 1-4 µg/ml. Cells treated with PFA/Triton X-100.



KIAA1107/APache, at 1/150 dilution, staining KIAA1107/APache in paraffin-embedded Human rectum tissue, by Immunohistochemistry.

Immunohistochemistry (Formalin/PFA-fixed paraffin-embedded sections) - Anti-KIAA1107/APache antibody (ab121799)

Please note: All products are "FOR RESEARCH USE ONLY. NOT FOR USE IN DIAGNOSTIC PROCEDURES"

Our Abpromise to you: Quality guaranteed and expert technical support

- Replacement or refund for products not performing as stated on the datasheet
- Valid for 12 months from date of delivery
- Response to your inquiry within 24 hours
- We provide support in Chinese, English, French, German, Japanese and Spanish
- Extensive multi-media technical resources to help you
- We investigate all quality concerns to ensure our products perform to the highest standards

If the product does not perform as described on this datasheet, we will offer a refund or replacement. For full details of the Abpromise, please visit <https://www.abcam.cn/abpromise> or contact our technical team.

Terms and conditions

- Guarantee only valid for products bought direct from Abcam or one of our authorized distributors