


Anti-KDM3B / JMJD1B antibody ab70797

[1 Abreviews](#) [4 References](#) [3 图像](#)

概述

产品名称	Anti-KDM3B / JMJD1B抗体
描述	兔多克隆抗体to KDM3B / JMJD1B
宿主	Rabbit
经测试应用	适用于: IHC-P, WB, IP
种属反应性	与反应: Human 预测可用于: Mouse, Rabbit, Horse, Chicken, Guinea pig, Cow, Dog, Turkey, Pig, Chimpanzee, Rhesus monkey, Gorilla, Orangutan, Platypus 
免疫原	Synthetic peptide corresponding to Human KDM3B/ JMJD1B (C terminal). Database link: Q7LBC6
阳性对照	HeLa and 293T whole cell lysates. IHC Controls: Laryngeal squamous cell carcinoma, Ovarian carcinoma, Prostate carcinoma
常规说明	<p>The immunogen used for this product shares 76% homology with KDM3A/JMJD1A. Cross-reactivity with this protein has not been confirmed experimentally.</p> <p>The Life Science industry has been in the grips of a reproducibility crisis for a number of years. Abcam is leading the way in addressing this with our range of recombinant monoclonal antibodies and knockout edited cell lines for gold-standard validation. Please check that this product meets your needs before purchasing.</p> <p>If you have any questions, special requirements or concerns, please send us an inquiry and/or contact our Support team ahead of purchase. Recommended alternatives for this product can be found below, along with publications, customer reviews and Q&As</p>

性能

形式	Liquid
存放说明	Shipped at 4°C. Upon delivery aliquot and store at -20°C. Avoid freeze / thaw cycles.
存储溶液	pH: 6.8 Preservative: 0.09% Sodium azide Constituents: 0.1% BSA, Tris buffered saline
纯度	Immunogen affinity purified
纯化说明	ab70797 was affinity purified using an epitope specific to KDM3B / JMJD1B immobilized on solid support.

克隆 多克隆
同种型 IgG

应用

The Abpromise guarantee **Abpromise™**承诺保证使用ab70797于以下的经测试应用

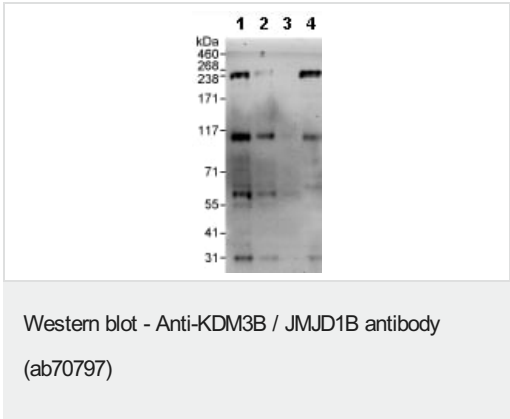
“应用说明”部分 下显示的仅为推荐的起始稀释度;实际最佳的稀释度/浓度应由使用者检定。

应用	Ab评论	说明
IHC-P		1/100 - 1/500. Perform heat mediated antigen retrieval with citrate buffer pH 6 before commencing with IHC staining protocol.
WB		1/2000 - 1/10000. Detects a band of approximately 240 kDa (predicted molecular weight: 191 kDa).
IP		Use at 2-5 µg/mg of lysate.

靶标

功能	Histone demethylase that specifically demethylates 'Lys-9' of histone H3, thereby playing a central role in histone code. Demethylation of Lys residue generates formaldehyde and succinate. May have tumor suppressor activity.
组织特异性	Ubiquitous. Highly expressed in placenta, skeletal muscle, kidney, heart and liver.
序列相似性	Belongs to the JHDM2 histone demethylase family. Contains 1 JmjC domain.
结构域	Leu-Xaa-Xaa-Leu-Leu (LXXLL) motifs are known to mediate the association with nuclear receptors.
细胞定位	Nucleus.

图片



All lanes : Anti-KDM3B / JMJD1B antibody (ab70797) at 0.04 µg/ml

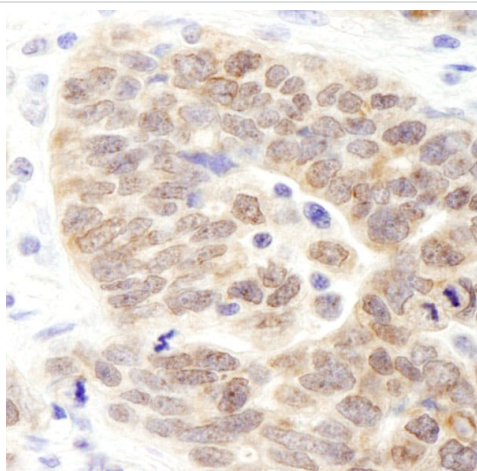
- Lane 1 :** HeLa whole cell lysate at 50 µg
- Lane 2 :** HeLa whole cell lysate at 15 µg
- Lane 3 :** HeLa whole cell lysate at 5 µg
- Lane 4 :** 293T whole cell lysate at 50 µg

Developed using the ECL technique.

Predicted band size: 191 kDa
Observed band size: 240 kDa

Additional bands at: 110 kDa, 30 kDa, 60 kDa. We are unsure as to the identity of these extra bands.

Exposure time: 3 minutes



Immunohistochemistry (Formalin/PFA-fixed paraffin-embedded sections) - Anti-KDM3B / JMJD1B antibody (ab70797)

Immunohistochemistry (Formalin/PFA-fixed paraffin-embedded sections) analysis of human ovarian carcinoma tissue labelling KDM3B / JMJD1B with ab70797 at 1/200 (1µg/ml). Detection: DAB.



Immunoprecipitation - Anti-KDM3B / JMJD1B antibody (ab70797)

Detection of KDM3B / JMJD1B by Western Blot of Immunoprecipitate.

ab70797 at 1µg/ml staining KDM3B / JMJD1B in HeLa whole cell lysate immunoprecipitated using ab70797 at 3µg/mg lysate (1 mg/IP; 20% of IP loaded/lane).

Detection: Chemiluminescence with exposure time of 30 seconds.

Please note: All products are "FOR RESEARCH USE ONLY. NOT FOR USE IN DIAGNOSTIC PROCEDURES"

Our Abpromise to you: Quality guaranteed and expert technical support

- Replacement or refund for products not performing as stated on the datasheet
- Valid for 12 months from date of delivery
- Response to your inquiry within 24 hours
- We provide support in Chinese, English, French, German, Japanese and Spanish
- Extensive multi-media technical resources to help you
- We investigate all quality concerns to ensure our products perform to the highest standards

If the product does not perform as described on this datasheet, we will offer a refund or replacement. For full details of the Abpromise,

please visit <https://www.abcam.cn/abpromise> or contact our technical team.

Terms and conditions

- Guarantee only valid for products bought direct from Abcam or one of our authorized distributors