


Anti-KCTD17 antibody ab124349

[1 Abreviews](#) [2 图像](#)

概述

产品名称	Anti-KCTD17抗体
描述	兔多克隆抗体to KCTD17
宿主	Rabbit
经测试应用	适用于: WB, IHC-P
种属反应性	与反应: Human 预测可用于: Mouse, Rat 
免疫原	Recombinant fragment, corresponding to amino acids 67-230 of Human KCTD17 (BC031038).
阳性对照	Human fetal brain and intestine lysate; HepG2 cell and HeLa cell lysate; Human fetal testis tissue.
常规说明	<p>The Life Science industry has been in the grips of a reproducibility crisis for a number of years. Abcam is leading the way in addressing this with our range of recombinant monoclonal antibodies and knockout edited cell lines for gold-standard validation. Please check that this product meets your needs before purchasing.</p> <p>If you have any questions, special requirements or concerns, please send us an inquiry and/or contact our Support team ahead of purchase. Recommended alternatives for this product can be found below, along with publications, customer reviews and Q&As</p>

性能

形式	Lyophilized:Reconstitute in 200µl sterile H ₂ O. The lyophilized antibody is stable for at least one year when stored at -20°C after reconstitution.
存放说明	Shipped at 4°C. Upon delivery aliquot and store at -20°C. Avoid freeze / thaw cycles.
存储溶液	pH: 7.20 Preservative: 0.02% Sodium azide Constituents: 1% BSA, 98% PBS
纯度	Immunogen affinity purified
克隆	多克隆
同种型	IgG

应用

The Abpromise guarantee

Abpromise™ 承诺保证使用ab124349于以下的经测试应用

“应用说明”部分 下显示的仅为推荐的起始稀释度;实际最佳的稀释度/浓度应由使用者检定。

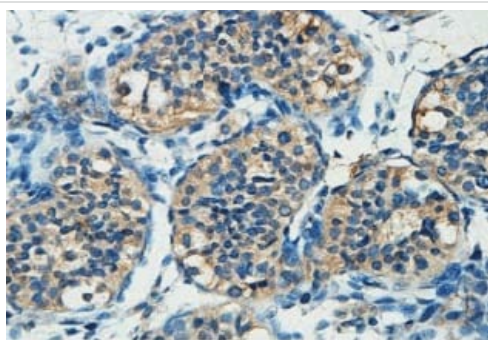
应用	Ab评论	说明
WB		1/500 - 1/1000. Predicted molecular weight: 36 kDa.
IHC-P		1/100 - 1/500.

靶标

序列相似性

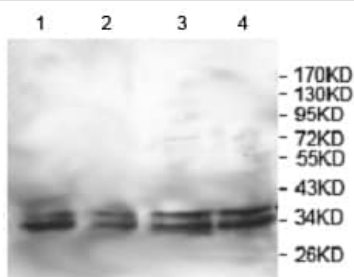
Contains 1 BTB (POZ) domain.

图片



Immunohistochemistry (Formalin/PFA-fixed paraffin-embedded sections) - Anti-KCTD17 antibody (ab124349)

ab124349, at 1/100 dilution, staining KCTD17 in formalin-fixed, paraffin-embedded Human fetal testis tissue.



Western blot - Anti-KCTD17 antibody (ab124349)

All lanes : Anti-KCTD17 antibody (ab124349) at 1/500 dilution

Lane 1 : Human fetal brain lysate

Lane 2 : Human fetal intestine lysate

Lane 3 : HepG2 cell lysate

Lane 4 : HeLa cell lysate

Predicted band size: 36 kDa

Please note: All products are "FOR RESEARCH USE ONLY. NOT FOR USE IN DIAGNOSTIC PROCEDURES"

Our Abpromise to you: Quality guaranteed and expert technical support

- Replacement or refund for products not performing as stated on the datasheet

- Valid for 12 months from date of delivery
- Response to your inquiry within 24 hours
- We provide support in Chinese, English, French, German, Japanese and Spanish
- Extensive multi-media technical resources to help you
- We investigate all quality concerns to ensure our products perform to the highest standards

If the product does not perform as described on this datasheet, we will offer a refund or replacement. For full details of the Abpromise, please visit <https://www.abcam.cn/abpromise> or contact our technical team.

Terms and conditions

- Guarantee only valid for products bought direct from Abcam or one of our authorized distributors