





# Anti-KAT5 / Tip60 (phospho S86) antibody ab73207

**4 References**   **1 图像**

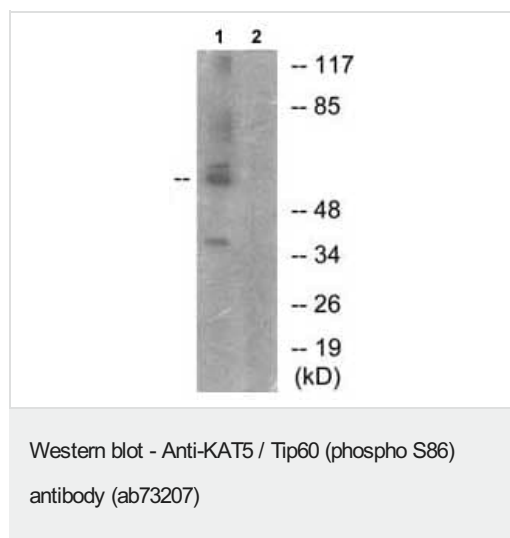
### 概述

产品名称	Anti-KAT5 / Tip60 (phospho S86)抗体
描述	兔多克隆抗体to KAT5 / Tip60 (phospho S86)
宿主	Rabbit
经测试应用	适用于: WB
种属反应性	与反应: Human 预测可用于: Mouse 
免疫原	Synthetic peptide corresponding to Human KAT5/ Tip60 (phospho S86).  <a href="#">Run BLAST with</a>  <a href="#">Run BLAST with</a> 
阳性对照	Jurkat cell extract.
常规说明	<p>The Life Science industry has been in the grips of a reproducibility crisis for a number of years. Abcam is leading the way in addressing this with our range of recombinant monoclonal antibodies and knockout edited cell lines for gold-standard validation. Please check that this product meets your needs before purchasing.</p> <p>If you have any questions, special requirements or concerns, please send us an inquiry and/or contact our Support team ahead of purchase. Recommended alternatives for this product can be found below, along with publications, customer reviews and Q&amp;As</p>

### 性能

形式	Liquid
存放说明	Shipped at 4°C. Store at -20°C. Stable for 12 months at -20°C.
存储溶液	pH: 7.40 Preservative: 0.02% Sodium azide Constituents: 50% Glycerol (glycerin, glycerine), 0.87% Sodium chloride, PBS
纯度	Without Mg <sup>2+</sup> and Ca <sup>2+</sup> Immunogen affinity purified
纯化说明	ab73207 was affinity-purified from rabbit antiserum by affinity-chromatography using epitope-specific phosphopeptide. The antibody against non-phosphopeptide was removed by chromatography using non-phosphopeptide corresponding to the phosphorylation site.
克隆	多克隆

同种型	IgG	
应用		
<div>The Abpromise guarantee<div>Abpromise™承诺保证使用ab73207于以下的经测试应用</div></div> <div>“应用说明”部分 下显示的仅为推荐的起始稀释度;实际最佳的稀释度/浓度应由使用者检定。</div>		
应用	Ab评论	说明
WB		1/500 - 1/1000. Detects a band of approximately 59 kDa (predicted molecular weight: 59 kDa).
靶标		
功能	<p>Catalytic subunit of the NuA4 histone acetyltransferase complex which is involved in transcriptional activation of select genes principally by acetylation of nucleosomal histones H4 and H2A. This modification may both alter nucleosome-DNA interactions and promote interaction of the modified histones with other proteins which positively regulate transcription. This complex may be required for the activation of transcriptional programs associated with oncogene and proto-oncogene mediated growth induction, tumor suppressor mediated growth arrest and replicative senescence, apoptosis, and DNA repair. NuA4 may also play a direct role in DNA repair when recruited to sites of DNA damage. Directly acetylates and activates ATM. In case of HIV-1 infection, interaction with the viral Tat protein leads to KAT5 polyubiquitination and targets it to degradation.</p>	
序列相似性	<p>Belongs to the MYST (SAS/MOZ) family.</p> <p>Contains 1 C2HC-type zinc finger.</p>	
翻译后修饰	<p>Sumoylated by UBE2I at Lys-430 and Lys-451, leading to increase of its histone acetyltransferase activity in UV-induced DNA damage response, as well as its translocation to nuclear bodies. Phosphorylated on Ser-86 and Ser-90; enhanced during G2/M phase. Phosphorylated form has a higher activity.</p> <p>Ubiquitinated by MDM2, leading to its proteasome-dependent degradation.</p>	
细胞定位	<p>Nucleus &gt; nucleolus. Cytoplasm &gt; perinuclear region. Upon stimulation with EDN1, it is exported from the nucleus to the perinuclear region and UV irradiation induces translocation into punctuate subnuclear structures named nuclear bodies.</p>	
图片		



**All lanes :** Anti-KAT5 / Tip60 (phospho S86) antibody (ab73207) at 1/500 dilution

**Lane 1 :** Jurkat cell extract

**Lane 2 :** Jurkat cell extract with immunising phosphopeptide at 10 µg

Lysates/proteins at 30 µg per lane.

**Predicted band size:** 59 kDa

**Observed band size:** 59 kDa

**Additional bands at:** 35 kDa, 62 kDa. We are unsure as to the identity of these extra bands.

**Please note:** All products are "FOR RESEARCH USE ONLY. NOT FOR USE IN DIAGNOSTIC PROCEDURES"

### Our Abpromise to you: Quality guaranteed and expert technical support

- Replacement or refund for products not performing as stated on the datasheet
- Valid for 12 months from date of delivery
- Response to your inquiry within 24 hours
- We provide support in Chinese, English, French, German, Japanese and Spanish
- Extensive multi-media technical resources to help you
- We investigate all quality concerns to ensure our products perform to the highest standards

If the product does not perform as described on this datasheet, we will offer a refund or replacement. For full details of the Abpromise, please visit <https://www.abcam.cn/abpromise> or contact our technical team.

### Terms and conditions

- Guarantee only valid for products bought direct from Abcam or one of our authorized distributors