

Anti-KANK4 antibody ab121410

2 References 5 图像

概述	
产品名称	Anti-KANK4抗体
描述	兔多克隆抗体to KANK4
宿主	Rabbit
经测试应用	适用于: IHC-P, WB
种属反应性	与反应: Human
免疫原	antigen sequence, corresponding to amino acids 377-526 of Human KANK4.
阳性对照	IHC-P: Human placenta, pancreas, kidney and skeletal muscle tissues; WB: Human placenta tissue lysate.
常规说明	<p>The Life Science industry has been in the grips of a reproducibility crisis for a number of years. Abcam is leading the way in addressing this with our range of recombinant monoclonal antibodies and knockout edited cell lines for gold-standard validation. Please check that this product meets your needs before purchasing.</p> <p>If you have any questions, special requirements or concerns, please send us an inquiry and/or contact our Support team ahead of purchase. Recommended alternatives for this product can be found below, along with publications, customer reviews and Q&As</p>
性能	
形式	Liquid
存放说明	Shipped at 4°C. Upon delivery aliquot and store at -20°C. Avoid freeze / thaw cycles.
存储溶液	pH: 7.20 Preservative: 0.02% Sodium azide Constituents: 59% PBS, 40% Glycerol (glycerin, glycerine)
纯度	Immunogen affinity purified
克隆	多克隆
同种型	IgG
应用	

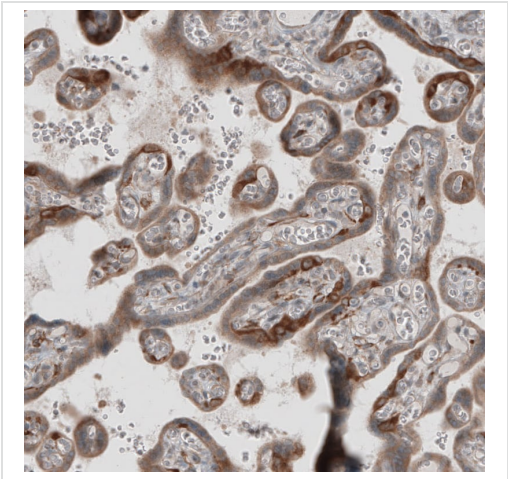
“应用说明”部分 下显示的仅为推荐的起始稀释度;实际最佳的稀释度/浓度应由使用者检定。

应用	Ab评论	说明
IHC-P		1/50 - 1/200. Perform heat mediated antigen retrieval with citrate buffer pH 6 before commencing with IHC staining protocol.
WB		Use a concentration of 0.04 - 0.4 µg/ml.

靶标

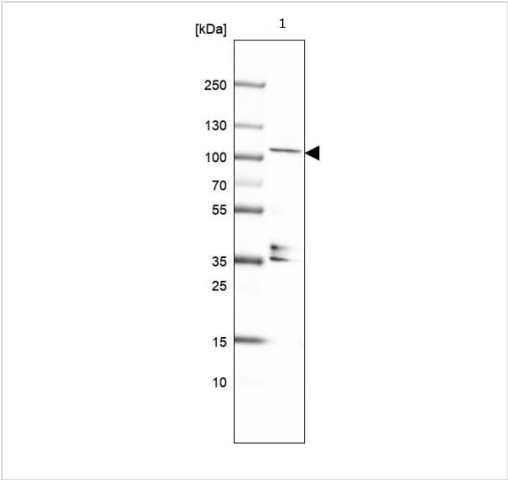
序列相似性	Contains 5 ANK repeats.
-------	-------------------------

图片



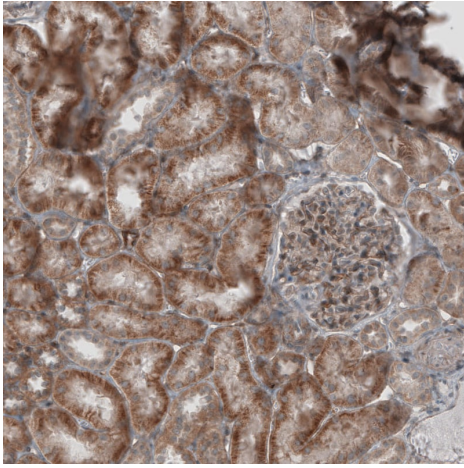
Immunohistochemistry (Formalin/PFA-fixed paraffin-embedded sections) analysis of human placenta tissue labelling KANK4 with ab121410 at 1/50 dilution. Heat mediated antigen retrieval performed with citrate buffer pH 6 before commencing with IHC staining protocol.

Immunohistochemistry (Formalin/PFA-fixed paraffin-embedded sections) - Anti-KANK4 antibody (ab121410)



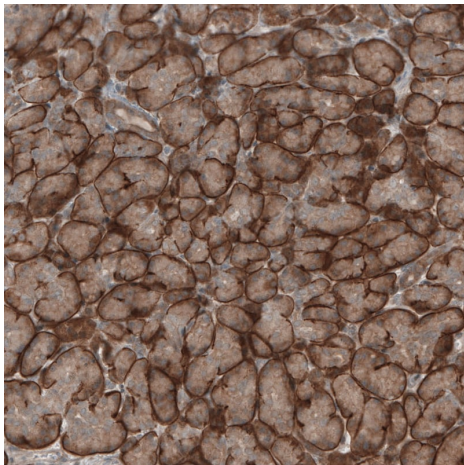
Human Placenta Tissue with Anti-KANK4 antibody (ab121410) at 0.4 µg/ml

Western blot - Anti-KANK4 antibody (ab121410)



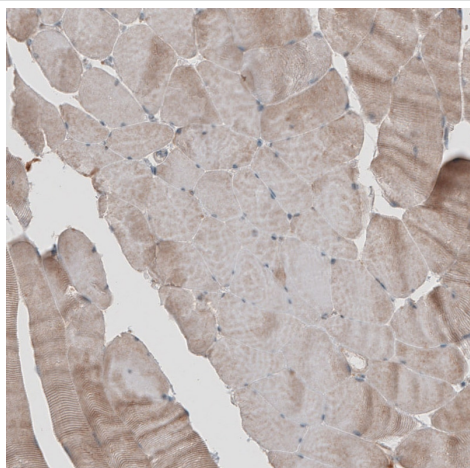
Immunohistochemistry (Formalin/PFA-fixed paraffin-embedded sections) - Anti-KANK4 antibody (ab121410)

Immunohistochemistry (Formalin/PFA-fixed paraffin-embedded sections) analysis of human kidney tissue labelling KANK4 with ab121410 at 1/50 dilution. Heat mediated antigen retrieval performed with citrate buffer pH 6 before commencing with IHC staining protocol.



Immunohistochemistry (Formalin/PFA-fixed paraffin-embedded sections) - Anti-KANK4 antibody (ab121410)

Immunohistochemistry (Formalin/PFA-fixed paraffin-embedded sections) analysis of human pancreas tissue labelling KANK4 with ab121410 at 1/50 dilution. Heat mediated antigen retrieval performed with citrate buffer pH 6 before commencing with IHC staining protocol.



Immunohistochemistry (Formalin/PFA-fixed paraffin-embedded sections) - Anti-KANK4 antibody (ab121410)

Immunohistochemistry (Formalin/PFA-fixed paraffin-embedded sections) analysis of human skeletal muscle tissue labelling KANK4 with ab121410 at 1/50 dilution. Heat mediated antigen retrieval performed with citrate buffer pH 6 before commencing with IHC staining protocol.

Please note: All products are "FOR RESEARCH USE ONLY. NOT FOR USE IN DIAGNOSTIC PROCEDURES"

Our Abpromise to you: Quality guaranteed and expert technical support

- Replacement or refund for products not performing as stated on the datasheet
- Valid for 12 months from date of delivery
- Response to your inquiry within 24 hours
- We provide support in Chinese, English, French, German, Japanese and Spanish
- Extensive multi-media technical resources to help you
- We investigate all quality concerns to ensure our products perform to the highest standards

If the product does not perform as described on this datasheet, we will offer a refund or replacement. For full details of the Abpromise, please visit <https://www.abcam.cn/abpromise> or contact our technical team.

Terms and conditions

- Guarantee only valid for products bought direct from Abcam or one of our authorized distributors