

### Anti-K78 antibody ab122578

#### 4 图像

#### 概述

---

产品名称	Anti-K78抗体
描述	兔多克隆抗体to K78
宿主	Rabbit
经测试应用	适用于: IHC-P
种属反应性	与反应: Human
免疫原	Recombinant fragment corresponding to Human K78 aa 447-497. Sequence: VGGGLGSTCGLGSGKSGSPGSCCTSIVTGGSNIIILGSGKDPVL DSCSVSGS S

 [Run BLAST with](#)

 [Run BLAST with](#)

阳性对照 IHC-P: Oesophagus, cervix and tonsil tissues.

常规说明 The Life Science industry has been in the grips of a reproducibility crisis for a number of years. Abcam is leading the way in addressing this with our range of recombinant monoclonal antibodies and knockout edited cell lines for gold-standard validation. Please check that this product meets your needs before purchasing.

If you have any questions, special requirements or concerns, please send us an inquiry and/or contact our Support team ahead of purchase. Recommended alternatives for this product can be found below, along with publications, customer reviews and Q&As

#### 性能

---

形式	Liquid
存放说明	Shipped at 4°C. Store at -20°C or -80°C. Avoid freeze / thaw cycle. Store undiluted.
存储溶液	pH: 7.20 Preservative: 0.02% Sodium azide Constituents: 59% PBS, 40% Glycerol (glycerin, glycerine)
纯度	Immunogen affinity purified
克隆	多克隆
同种型	IgG

## 应用

### The Abpromise guarantee

**Abpromise™** 承诺保证使用 ab122578 于以下的经测试应用

“应用说明”部分下显示的仅为推荐的起始稀释度；实际最佳的稀释度/浓度应由使用者检定。

应用	Ab评论	说明
IHC-P		1/200 - 1/500. Perform heat mediated antigen retrieval with citrate buffer pH 6 before commencing with IHC staining protocol.

## 靶标

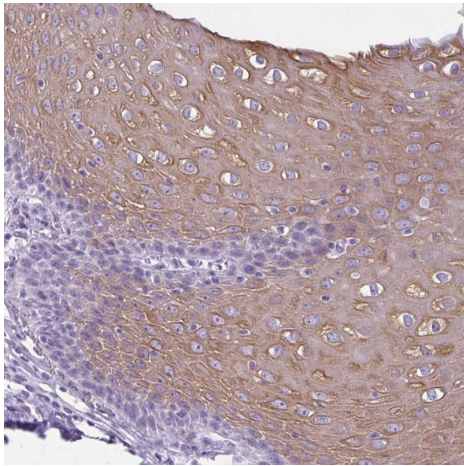
### 组织特异性

Expressed in tongue, but not in skin or in any other tissues or organs examined.

### 序列相似性

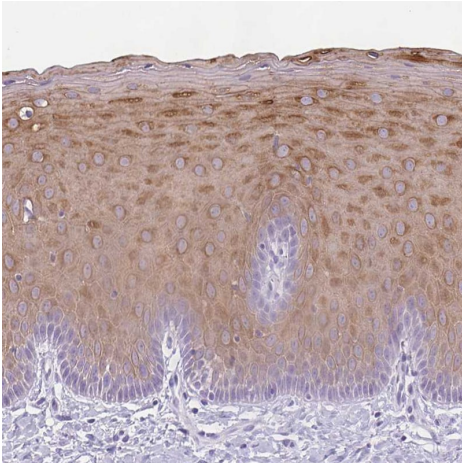
Belongs to the intermediate filament family.

## 图片



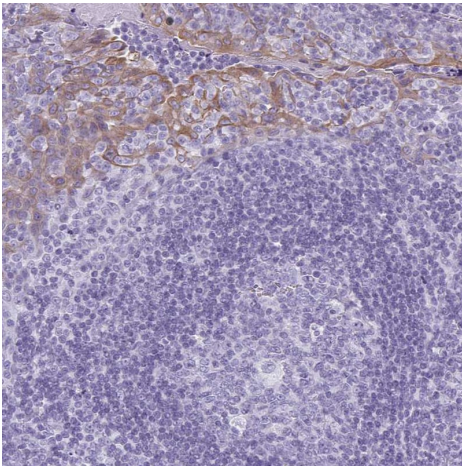
Immunohistochemical analysis of formalin-fixed, paraffin-embedded human oesophagus tissue labeling K78 with ab122578 at 1/500.

Immunohistochemistry (Formalin/PFA-fixed paraffin-embedded sections) - Anti-K78 antibody (ab122578)



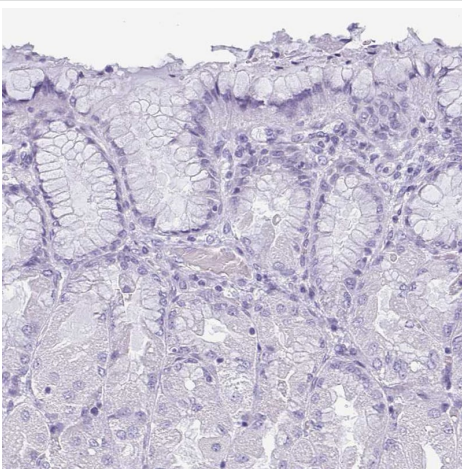
Immunohistochemistry (Formalin/PFA-fixed paraffin-embedded sections) - Anti-K78 antibody (ab122578)

Immunohistochemical analysis of formalin-fixed, paraffin-embedded human cervix tissue labeling K78 with ab122578 at 1/500.



Immunohistochemistry (Formalin/PFA-fixed paraffin-embedded sections) - Anti-K78 antibody (ab122578)

Immunohistochemical analysis of formalin-fixed, paraffin-embedded human tonsil tissue labeling K78 with ab122578 at 1/500.



Immunohistochemistry (Formalin/PFA-fixed paraffin-embedded sections) - Anti-K78 antibody (ab122578)

Immunohistochemical analysis of formalin-fixed, paraffin-embedded human stomach tissue labeling K78 with ab122578 at 1/500. No positivity observed.

**Please note:** All products are "FOR RESEARCH USE ONLY. NOT FOR USE IN DIAGNOSTIC PROCEDURES"

### **Our Abpromise to you: Quality guaranteed and expert technical support**

---

- Replacement or refund for products not performing as stated on the datasheet
- Valid for 12 months from date of delivery
- Response to your inquiry within 24 hours
  
- We provide support in Chinese, English, French, German, Japanese and Spanish
- Extensive multi-media technical resources to help you
- We investigate all quality concerns to ensure our products perform to the highest standards

If the product does not perform as described on this datasheet, we will offer a refund or replacement. For full details of the Abpromise, please visit <https://www.abcam.cn/abpromise> or contact our technical team.

### **Terms and conditions**

---

- Guarantee only valid for products bought direct from Abcam or one of our authorized distributors