




Anti-IRS1 (phospho S307) antibody ab5599

9 References [2 图像](#)

概述

产品名称	Anti-IRS1 (phospho S307)抗体
描述	兔多克隆抗体to IRS1 (phospho S307)
宿主	Rabbit
经测试应用	适用于: WB, ICC
种属反应性	与反应: Mouse, Human 预测可用于: Rat, African green monkey 
免疫原	Synthetic peptide corresponding to Human IRS1 aa 300-400 (phospho S307).  Run BLAST with  Run BLAST with
阳性对照	WB: Jurkat treated for 20 minutes with 50 ng/ml of TNF alpha, whole cell lysate; NIH/3T3 treated for 20 minutes with 50 ng/ml of TNF alpha, whole cell lysates. ICC: T-47D cells
常规说明	<p>The Life Science industry has been in the grips of a reproducibility crisis for a number of years. Abcam is leading the way in addressing this with our range of recombinant monoclonal antibodies and knockout edited cell lines for gold-standard validation. Please check that this product meets your needs before purchasing.</p> <p>If you have any questions, special requirements or concerns, please send us an inquiry and/or contact our Support team ahead of purchase. Recommended alternatives for this product can be found below, along with publications, customer reviews and Q&As</p>

性能

形式	Liquid
存放说明	Shipped at 4°C. Store at +4°C short term (1-2 weeks). Upon delivery aliquot. Store at -20°C or -80°C. Avoid freeze / thaw cycle.
存储溶液	Preservative: 0.05% Sodium azide Constituents: 99% PBS, 0.1% BSA
纯度	Immunogen affinity purified
克隆	多克隆
同种型	IgG

应用

The Abpromise guarantee Abpromise™承诺保证使用ab5599于以下的经测试应用

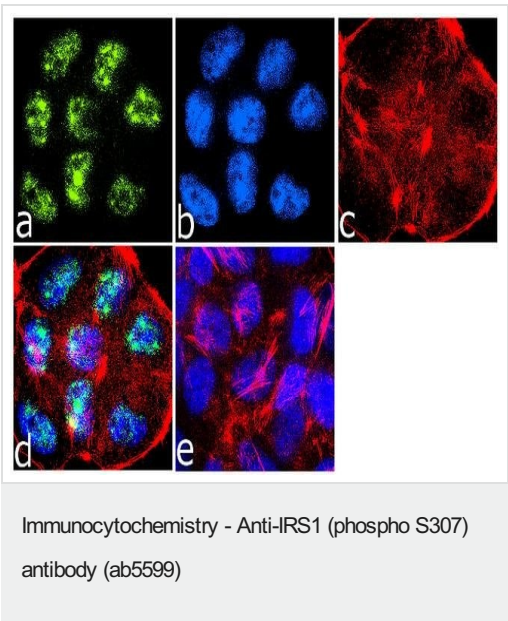
“应用说明”部分 下显示的仅为推荐的起始稀释度;实际最佳的稀释度/浓度应由使用者检定。

应用	Ab评论	说明
WB		Use a concentration of 1 - 3 µg/ml. Detects a band of approximately 131 kDa (predicted molecular weight: 131 kDa).
ICC		Use a concentration of 1 - 2 µg/ml.

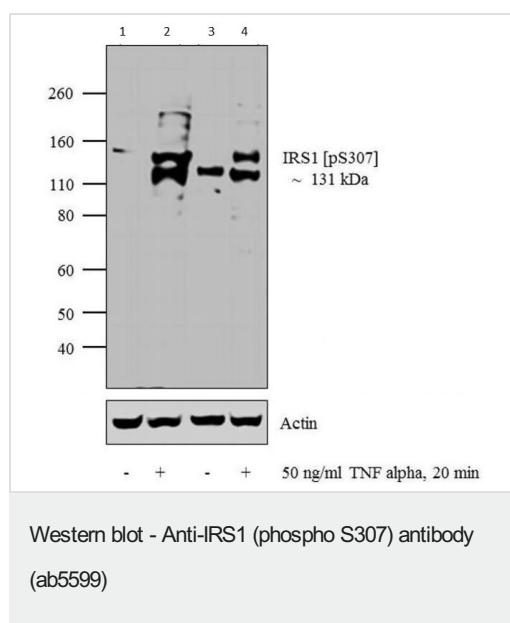
靶标

功能	May mediate the control of various cellular processes by insulin. When phosphorylated by the insulin receptor binds specifically to various cellular proteins containing SH2 domains such as phosphatidylinositol 3-kinase p85 subunit or GRB2. Activates phosphatidylinositol 3-kinase when bound to the regulatory p85 subunit.
疾病相关	Polymorphisms in IRS1 may be involved in the etiology of non-insulin-dependent diabetes mellitus (NIDDM) [MIM:125853].
序列相似性	Contains 1 IRS-type PTB domain. Contains 1 PH domain.
翻译后修饰	Serine phosphorylation of IRS1 is a mechanism for insulin resistance. Ser-312 phosphorylation inhibits insulin action through disruption of IRS1 interaction with the insulin receptor. Phosphorylation of Tyr-896 is required for GRB2-binding.

图片



Immunocytochemistry analysis of 4% paraformaldehyde-fixed 0.25% Triton™ X-100 permeabilized T-47D cells (Human ductal breast epithelial tumor cell line) staining IRS1 with ab5599 at 1 µg/ml concentration and Goat anti-Rabbit IgG (H+L) Supercloal™ Secondary Antibody, Alexa Fluor® 488 conjugate at 1/2000 dilution (green). Nuclei were stained with SlowFade® Gold Antifade Mountant with DAPI (blue) and F-actin was stained with Alexa Fluor® 555 Rhodamine Phalloidin (red). Negative control uses no primary antibody.



All lanes : Anti-IRS1 (phospho S307) antibody (ab5599) at 3 µg/ml

Lane 1 : Jurkat whole cell lysates

Lane 2 : Jurkat treated for 20 minutes with 50 ng/ml of TNF alpha whole cell lysate

Lane 3 : NIH/3T3 whole cell lysates

Lane 4 : NIH/3T3 treated for 20 minutes with 50 ng/ml of TNF alpha whole cell lysates

Lysates/proteins at 30 µg per lane.

Secondary

All lanes : Goat anti-Rabbit IgG (H+L) secondary antibody, HRP conjugate at 0.4 µg/ml

Developed using the ECL technique.

Predicted band size: 131 kDa

Observed band size: 131 kDa

Blocking buffer: 5% skimmed milk

Please note: All products are "FOR RESEARCH USE ONLY. NOT FOR USE IN DIAGNOSTIC PROCEDURES"

Our Abpromise to you: Quality guaranteed and expert technical support

- Replacement or refund for products not performing as stated on the datasheet
- Valid for 12 months from date of delivery
- Response to your inquiry within 24 hours
- We provide support in Chinese, English, French, German, Japanese and Spanish
- Extensive multi-media technical resources to help you
- We investigate all quality concerns to ensure our products perform to the highest standards

If the product does not perform as described on this datasheet, we will offer a refund or replacement. For full details of the Abpromise, please visit <https://www.abcam.cn/abpromise> or contact our technical team.

Terms and conditions

- Guarantee only valid for products bought direct from Abcam or one of our authorized distributors