




Anti-IRS1 (phospho S307) antibody ab1194

8 References [1 图像](#)

概述

| | |
|-------|---|
| 产品名称 | Anti-IRS1 (phospho S307)抗体 |
| 描述 | 兔多克隆抗体to IRS1 (phospho S307) |
| 宿主 | Rabbit |
| 特异性 | Recognises a 180kDa band in 293 cells stimulated with anisomycin after serum starvation. |
| 经测试应用 | 适用于: WB |
| 种属反应性 | 与反应: Human 预测可用于: Mouse, Rat, Pig  |
| 免疫原 | Synthetic peptide corresponding to Human IRS1 aa 250-350 (phospho S307) conjugated to keyhole limpet haemocyanin.  Run BLAST with  Run BLAST with |
| 常规说明 | <p>The Life Science industry has been in the grips of a reproducibility crisis for a number of years. Abcam is leading the way in addressing this with our range of recombinant monoclonal antibodies and knockout edited cell lines for gold-standard validation. Please check that this product meets your needs before purchasing.</p> <p>If you have any questions, special requirements or concerns, please send us an inquiry and/or contact our Support team ahead of purchase. Recommended alternatives for this product can be found below, along with publications, customer reviews and Q&As</p> |

性能

| | |
|------|--|
| 形式 | Liquid |
| 存放说明 | Shipped at 4°C. Store at +4°C short term (1-2 weeks). Upon delivery aliquot. Store at -20°C or -80°C. Avoid freeze / thaw cycle. |
| 存储溶液 | Preservative: 0.01% Sodium azide Constituents: 0.42% Potassium phosphate, 0.87% Sodium chloride |
| 纯度 | Immunogen affinity purified |
| 克隆 | 多克隆 |
| 同种型 | IgG |

应用

The Abpromise guarantee **Abpromise™**承诺保证使用ab1194于以下的经测试应用

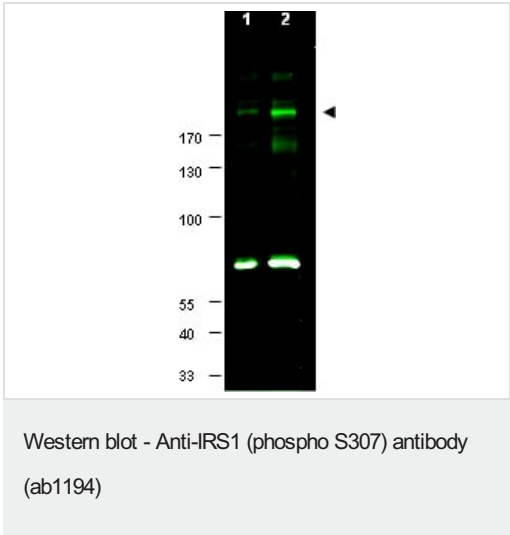
“应用说明”部分 下显示的仅为推荐的起始稀释度;实际最佳的稀释度/浓度应由使用者检定。

| 应用 | Ab评论 | 说明 |
|----|------|---|
| WB | | 1/250. Detects a band of approximately 180 kDa (predicted molecular weight: 131 kDa). |

靶标

| | |
|-------|---|
| 功能 | May mediate the control of various cellular processes by insulin. When phosphorylated by the insulin receptor binds specifically to various cellular proteins containing SH2 domains such as phosphatidylinositol 3-kinase p85 subunit or GRB2. Activates phosphatidylinositol 3-kinase when bound to the regulatory p85 subunit. |
| 疾病相关 | Polymorphisms in IRS1 may be involved in the etiology of non-insulin-dependent diabetes mellitus (NIDDM) [MIM:125853]. |
| 序列相似性 | Contains 1 IRS-type PTB domain. Contains 1 PH domain. |
| 翻译后修饰 | Serine phosphorylation of IRS1 is a mechanism for insulin resistance. Ser-312 phosphorylation inhibits insulin action through disruption of IRS1 interaction with the insulin receptor. Phosphorylation of Tyr-896 is required for GRB2-binding. |

图片



All lanes : Anti-IRS1 (phospho S307) antibody (ab1194) at 1/250 dilution

Lane 1 : 293 cell lysate
Lane 2 : 293 cell lysate prepared from cells serum-starved for 18 h followed by treatment with 5 ug/ml of anisomycin for 30 min.

Lysates/proteins at 25 µg per lane.

Secondary

All lanes : IRDye800 Goat anti-Rabbit IgG [H&L] at 1/10000 dilution

Performed under reducing conditions.

Predicted band size: 131 kDa
Observed band size: 180 kDa
Additional bands at: 70 kDa. We are unsure as to the identity of these extra bands.

The 180kDa band is believed to correspond to phospho S307 IRS1. Blocking with the immunising peptide removes the 180kDa band (data not shown). A 4-20% Tris-Glycine gel was used, with blocking with 5% goat serum and 0.5% BLOTTO in PBS.

Please note: All products are "FOR RESEARCH USE ONLY. NOT FOR USE IN DIAGNOSTIC PROCEDURES"

Our Abpromise to you: Quality guaranteed and expert technical support

- Replacement or refund for products not performing as stated on the datasheet
- Valid for 12 months from date of delivery
- Response to your inquiry within 24 hours
- We provide support in Chinese, English, French, German, Japanese and Spanish
- Extensive multi-media technical resources to help you
- We investigate all quality concerns to ensure our products perform to the highest standards

If the product does not perform as described on this datasheet, we will offer a refund or replacement. For full details of the Abpromise, please visit <https://www.abcam.cn/abpromise> or contact our technical team.

Terms and conditions

- Guarantee only valid for products bought direct from Abcam or one of our authorized distributors