

Anti-IRAK2 antibody ab62419

★★★★★ [3 Abreviews](#) [12 References](#) [4 图像](#)

概述

产品名称	Anti-IRAK2抗体
描述	兔多克隆抗体to IRAK2
宿主	Rabbit
特异性	This antibody reacts with IRAK2, it does not react with IRAK
经测试应用	适用于: ICC/IF, IP, ICC, WB
种属反应性	与反应: Mouse, Human
免疫原	A synthetic peptide corresponding to 17 amino acids near the C terminus of mouse IRAK2a, (which is common to all four isoforms).
阳性对照	WB: RAW264.7 whole cell lysate. ICC: A-20 cells. ICC/IF: A-20 cells.
常规说明	<p>The Life Science industry has been in the grips of a reproducibility crisis for a number of years. Abcam is leading the way in addressing this with our range of recombinant monoclonal antibodies and knockout edited cell lines for gold-standard validation. Please check that this product meets your needs before purchasing.</p> <p>If you have any questions, special requirements or concerns, please send us an inquiry and/or contact our Support team ahead of purchase. Recommended alternatives for this product can be found below, along with publications, customer reviews and Q&As</p>

性能

形式	Liquid
存放说明	Shipped at 4°C. Store at +4°C.
存储溶液	pH: 7.2 Preservative: 0.02% Sodium azide Constituent: PBS
纯度	Immunogen affinity purified
克隆	多克隆
同种型	IgG

应用

The Abpromise guarantee

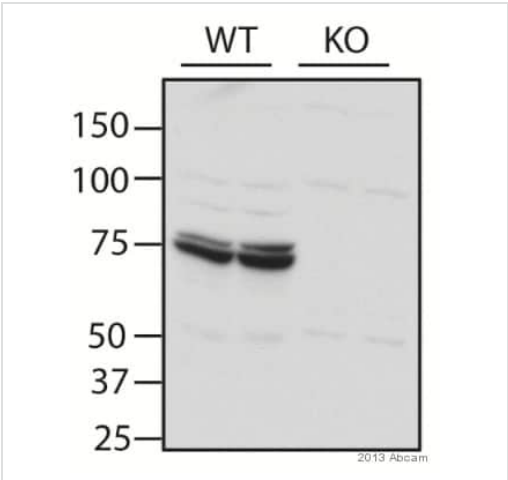
Abpromise™承诺保证使用ab62419于以下的经测试应用

“应用说明”部分 下显示的仅为推荐的起始稀释度;实际最佳的稀释度/浓度应由使用者检定。

应用	Ab评论	说明
ICC/IF		Use a concentration of 20 µg/ml.
IP	★★★★★ (1)	Use at an assay dependent concentration. (PMID 19224918)
ICC		Use a concentration of 1 µg/ml.
WB	★★★★★ (2)	Use a concentration of 0.5 - 2 µg/ml. Detects a band of approximately 65 kDa (predicted molecular weight: 65 kDa).

靶标	
功能	Binds to the IL-1 type I receptor following IL-1 engagement, triggering intracellular signaling cascades leading to transcriptional up-regulation and mRNA stabilization.
组织特异性	Expressed in spleen, thymus, prostate, lung, liver, skeletal muscle, kidney, pancreas and peripheral blood leukocytes.
序列相似性	Belongs to the protein kinase superfamily. TKL Ser/Thr protein kinase family. Pelle subfamily. Contains 1 death domain. Contains 1 protein kinase domain.
结构域	The protein kinase domain is predicted to be catalytically inactive.

图片



WT KO

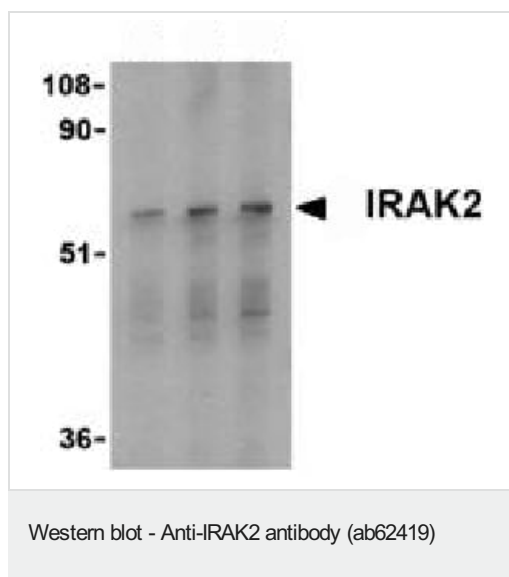
150
100
75
50
37
25

2013 Abcam

Anti-IRAK antibody (ab62419) reactivity with reduced wildtype (WT) or IRAK2 knockout (KO) mouse embryonic fibroblast (MEF) cell lysate. After SDS-PAGE, membranes were blocked in 5% milk for 1h at 25°C before incubation with ab62419 (1µg/ml dilution in 5% milk in TBS/0.5% Tween) for 16h at 4°C. The blot was then incubated with an anti-Rabbit HRP-conjugated secondary antibody before developing with ECL.

Western blot - Anti-IRAK2 antibody (ab62419)

This image is courtesy of an anonymous abreview.



Lane 1 : Anti-IRAK2 antibody (ab62419) at 0.5 µg/ml

Lane 2 : Anti-IRAK2 antibody (ab62419) at 1 µg/ml

Lane 3 : Anti-IRAK2 antibody (ab62419) at 2 µg/ml

Lane 1 : RAW264.7 (Mouse macrophage cell line transformed with Abelson murine leukemia virus) whole cell lysate

Lanes 2-3 : RAW264.7 whole cell lysate

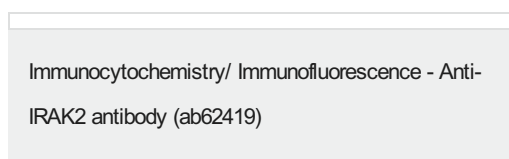
Lysates/proteins at 15 µg per lane.

Predicted band size: 65 kDa

Observed band size: 65 kDa



Immunocytochemistry of IRAK2 in A-20 cells with ab62419 antibody at 1 µg/ml.



Immunofluorescence of IRAK2 in A20 cells using ab62419 at 10 µg/ml.

Please note: All products are "FOR RESEARCH USE ONLY. NOT FOR USE IN DIAGNOSTIC PROCEDURES"

Our Abpromise to you: Quality guaranteed and expert technical support

- Replacement or refund for products not performing as stated on the datasheet
- Valid for 12 months from date of delivery
- Response to your inquiry within 24 hours
- We provide support in Chinese, English, French, German, Japanese and Spanish

- Extensive multi-media technical resources to help you
- We investigate all quality concerns to ensure our products perform to the highest standards

If the product does not perform as described on this datasheet, we will offer a refund or replacement. For full details of the Abpromise, please visit <https://www.abcam.cn/abpromise> or contact our technical team.

Terms and conditions

- Guarantee only valid for products bought direct from Abcam or one of our authorized distributors