


Anti-IP6K1 antibody ab96210

2 图像

概述

产品名称	Anti-IP6K1抗体
描述	兔多克隆抗体to IP6K1
宿主	Rabbit
经测试应用	适用于: WB, IHC-P
种属反应性	与反应: Human 预测可用于: Mouse, Rat, Cow 
免疫原	Recombinant fragment, corresponding to a region within amino acids 50-279 of Human IP6K1 (NP_695005).
阳性对照	WB: 293T and MOLT4 cell lysates IHC-P: Ca922 xenograft
常规说明	<p>The Life Science industry has been in the grips of a reproducibility crisis for a number of years. Abcam is leading the way in addressing this with our range of recombinant monoclonal antibodies and knockout edited cell lines for gold-standard validation. Please check that this product meets your needs before purchasing.</p> <p>If you have any questions, special requirements or concerns, please send us an inquiry and/or contact our Support team ahead of purchase. Recommended alternatives for this product can be found below, along with publications, customer reviews and Q&As</p>

性能

形式	Liquid
存放说明	Shipped at 4°C. Upon delivery aliquot and store at -20°C or -80°C. Avoid repeated freeze / thaw cycles.
存储溶液	pH: 7.00 Preservative: 0.025% Proclin 300 Constituents: 78% PBS, 1% BSA, 20% Glycerol (glycerin, glycerine)
纯度	Immunogen affinity purified
克隆	多克隆
同种型	IgG

应用

The Abpromise guarantee

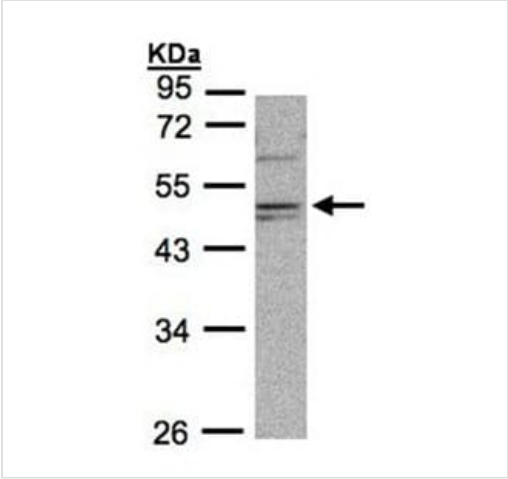
Abpromise™承诺保证使用ab96210于以下的经测试应用

“应用说明”部分 下显示的仅为推荐的起始稀释度;实际最佳的稀释度/浓度应由使用者检定。

应用	Ab评论	说明
WB		1/500 - 1/3000. Predicted molecular weight: 50 kDa.
IHC-P		1/100 - 1/500. Antigen retrieval is not essential but may optimise staining.

靶标	
功能	Converts inositol hexakisphosphate (InsP6) to diphosphoinositol pentakisphosphate (InsP7/PP-InsP5). Converts 1,3,4,5,6-pentakisphosphate (InsP5) to PP-InsP4.
序列相似性	Belongs to the inositol phosphokinase (IPK) family.
细胞定位	Cytoplasm. Nucleus.

图片

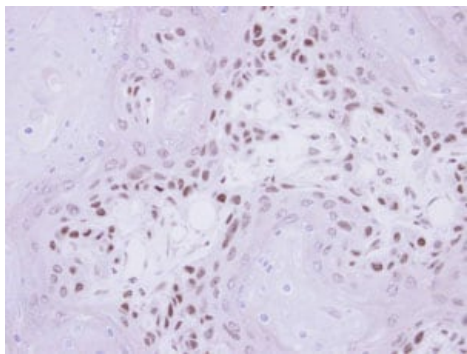


Western blot - Anti-IP6K1 antibody (ab96210)

Anti-IP6K1 antibody (ab96210) at 1/1000 dilution + MOLT4 whole cell lysate at 30 µg

Predicted band size: 50 kDa

10% SDS PAGE



Immunohistochemical analysis of IP6K1 in paraffin embedded Ca922 xenograft, using ab96210 at a 1/500 dilution.

Immunohistochemistry (Formalin/PFA-fixed paraffin-embedded sections) - Anti-IP6K1 antibody (ab96210)

Please note: All products are "FOR RESEARCH USE ONLY. NOT FOR USE IN DIAGNOSTIC PROCEDURES"

Our Abpromise to you: Quality guaranteed and expert technical support

- Replacement or refund for products not performing as stated on the datasheet
- Valid for 12 months from date of delivery
- Response to your inquiry within 24 hours
- We provide support in Chinese, English, French, German, Japanese and Spanish
- Extensive multi-media technical resources to help you
- We investigate all quality concerns to ensure our products perform to the highest standards

If the product does not perform as described on this datasheet, we will offer a refund or replacement. For full details of the Abpromise, please visit <https://www.abcam.cn/abpromise> or contact our technical team.

Terms and conditions

- Guarantee only valid for products bought direct from Abcam or one of our authorized distributors