

# Anti-Integrin alpha V antibody ab117611

★★★★★ [1 Abreviews](#) [5 References](#) [3 图像](#)

## 概述

产品名称	Anti-Integrin alpha V抗体
描述	兔多克隆抗体to Integrin alpha V
宿主	Rabbit
经测试应用	适用于: WB, IHC-P
种属反应性	与反应: Human
免疫原	Synthetic peptide conjugated to KLH corresponding to C terminal residues of Human Integrin alpha V (NP_002201.1).
阳性对照	Human Placenta and Thyroid tissues; A549 cell extracts, treated with etoposide.
常规说明	<p>The Life Science industry has been in the grips of a reproducibility crisis for a number of years. Abcam is leading the way in addressing this with our range of recombinant monoclonal antibodies and knockout edited cell lines for gold-standard validation. Please check that this product meets your needs before purchasing.</p> <p>If you have any questions, special requirements or concerns, please send us an inquiry and/or contact our Support team ahead of purchase. Recommended alternatives for this product can be found below, along with publications, customer reviews and Q&amp;As</p>

## 性能

形式	Liquid
存放说明	Shipped at 4°C. Store at -20°C. Stable for 12 months at -20°C.
存储溶液	<p>pH: 7.40</p> <p>Preservative: 0.02% Sodium azide</p> <p>Constituents: 49% PBS, 0.88% Sodium chloride, 50% Glycerol (glycerin, glycerine)</p>
纯度	PBS (without Mg <sup>2+</sup> , Ca <sup>2+</sup> )
克隆	Protein A purified
同种型	多克隆
	IgG

## 应用

## The Abpromise guarantee

**Abpromise™** 承诺保证使用ab117611于以下的经测试应用

“应用说明”部分 下显示的仅为推荐的起始稀释度;实际最佳的稀释度/浓度应由使用者检定。

应用	Ab评论	说明
WB		1/500 - 1/1000. Predicted molecular weight: 116 kDa.
IHC-P	★★★★★ (1)	Use a concentration of 5 µg/ml.

## 靶标

### 功能

The alpha-V integrins are receptors for vitronectin, cytotactin, fibronectin, fibrinogen, laminin, matrix metalloproteinase-2, osteopontin, osteomodulin, prothrombin, thrombospondin and vWF. They recognize the sequence R-G-D in a wide array of ligands. In case of HIV-1 infection, the interaction with extracellular viral Tat protein seems to enhance angiogenesis in Kaposi's sarcoma lesions.

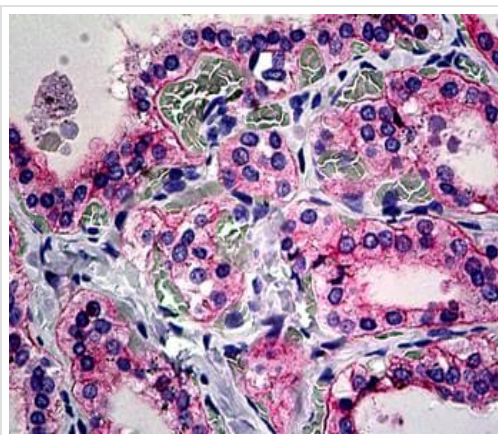
### 序列相似性

Belongs to the integrin alpha chain family.  
Contains 7 FG-GAP repeats.

### 细胞定位

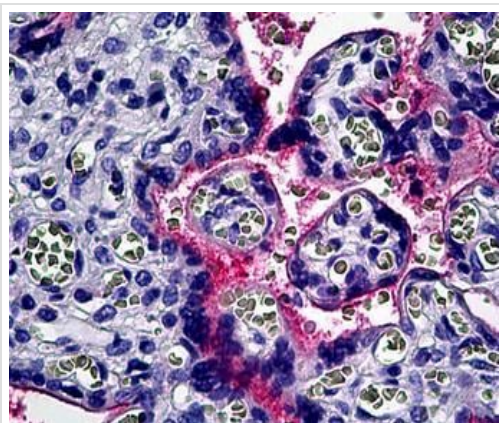
Membrane.

## 图片



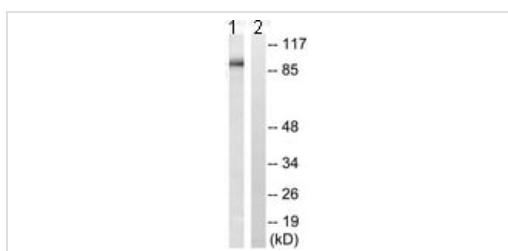
ab117611, at 5 µg/ml, staining Integrin alpha V in Formalin-fixed, Paraffin-embedded Human Thyroid tissue by Immunohistochemistry.

Immunohistochemistry (Formalin/PFA-fixed paraffin-embedded sections) - Anti-Integrin alpha V antibody (ab117611)



Immunohistochemistry (Formalin/PFA-fixed paraffin-embedded sections) - Anti-Integrin alpha V antibody (ab117611)

ab117611, at 5 µg/ml, staining Integrin alpha V in Formalin-fixed, Paraffin-embedded Human Placenta tissue by Immunohistochemistry.



Western blot - Anti-Integrin alpha V antibody (ab117611)

**All lanes :** Anti-Integrin alpha V antibody (ab117611) at 1/500 dilution

**Lane 1 :** A549 cell extracts, treated with etoposide 25uM 1hr

**Lane 2 :** A549 cell extracts, treated with etoposide 25uM 1h with synthetic peptide

**Predicted band size:** 116 kDa

**Please note:** All products are "FOR RESEARCH USE ONLY. NOT FOR USE IN DIAGNOSTIC PROCEDURES"

### Our Abpromise to you: Quality guaranteed and expert technical support

- Replacement or refund for products not performing as stated on the datasheet
- Valid for 12 months from date of delivery
- Response to your inquiry within 24 hours
- We provide support in Chinese, English, French, German, Japanese and Spanish
- Extensive multi-media technical resources to help you
- We investigate all quality concerns to ensure our products perform to the highest standards

If the product does not perform as described on this datasheet, we will offer a refund or replacement. For full details of the Abpromise,

please visit <https://www.abcam.cn/abpromise> or contact our technical team.

#### **Terms and conditions**

---

- Guarantee only valid for products bought direct from Abcam or one of our authorized distributors