


Anti-INPP5A antibody ab118418

2 图像

概述

产品名称	Anti-INPP5A抗体
描述	兔多克隆抗体to INPP5A
宿主	Rabbit
经测试应用	适用于: WB, IHC-P
种属反应性	与反应: Human 预测可用于: Mouse, Rat 
免疫原	Recombinant fragment, corresponding to amino acids 128-330 of Human INPP5A (BC096280).
阳性对照	Human fetal brain, heart, lung, and colon lysates; Human fetal spleen tissue.
常规说明	<p>The Life Science industry has been in the grips of a reproducibility crisis for a number of years. Abcam is leading the way in addressing this with our range of recombinant monoclonal antibodies and knockout edited cell lines for gold-standard validation. Please check that this product meets your needs before purchasing.</p> <p>If you have any questions, special requirements or concerns, please send us an inquiry and/or contact our Support team ahead of purchase. Recommended alternatives for this product can be found below, along with publications, customer reviews and Q&As</p>

性能

形式	Lyophilized:Reconstitute in 200ul sterile H2O.
存放说明	Shipped at 4°C. Upon delivery aliquot and store at -20°C. Avoid repeated freeze / thaw cycles.
存储溶液	pH: 7.20 Preservative: 0.02% Sodium azide Constituent: 1% BSA
纯度	Immunogen affinity purified
纯化说明	ab118418 is purified by a protein affinity column.
克隆	多克隆
同种型	IgG

应用

The Abpromise guarantee

Abpromise™承诺保证使用ab118418于以下的经测试应用

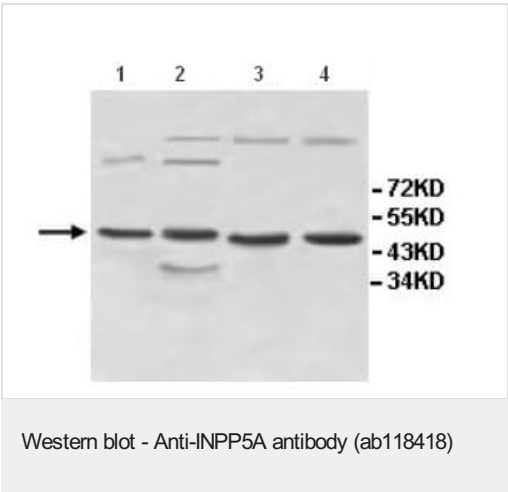
“应用说明”部分 下显示的仅为推荐的起始稀释度;实际最佳的稀释度/浓度应由使用者检定。

应用	Ab评论	说明
WB		1/500 - 1/1000. Detects a band of approximately 48 kDa (predicted molecular weight: 48 kDa).
IHC-P		1/100 - 1/500.

靶标

功能	Major isoenzyme hydrolyzing the calcium-mobilizing second messenger Ins(1,4,5)P3, this is a signal-terminating reaction.
组织特异性	Brain; high level in Purkinje cells.
序列相似性	Belongs to the inositol-1,4,5-trisphosphate 5-phosphatase type I family.
细胞定位	Membrane.

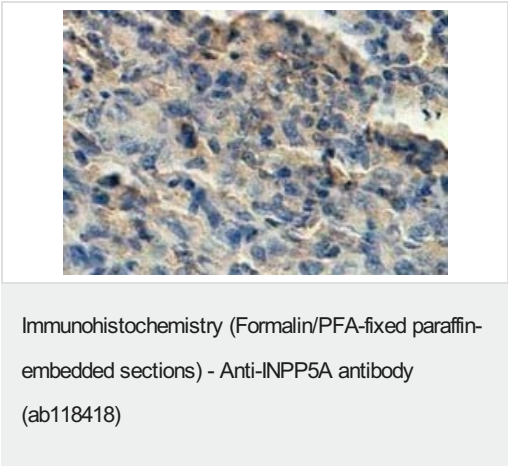
图片



All lanes : Anti-INPP5A antibody (ab118418) at 1/500 dilution

- Lane 1 : Human fetal brain lysate
- Lane 2 : Human fetal heart lysate
- Lane 3 : Human fetal lung lysate
- Lane 4 : Human fetal colon lysate

Predicted band size: 48 kDa



ab118418, at 1/100 dilution, staining INPPA5 in paraffin-embedded Human fetal spleen tissue by Immunohistochemistry.

Please note: All products are "FOR RESEARCH USE ONLY. NOT FOR USE IN DIAGNOSTIC PROCEDURES"

Our Abpromise to you: Quality guaranteed and expert technical support

- Replacement or refund for products not performing as stated on the datasheet
- Valid for 12 months from date of delivery
- Response to your inquiry within 24 hours

- We provide support in Chinese, English, French, German, Japanese and Spanish
- Extensive multi-media technical resources to help you
- We investigate all quality concerns to ensure our products perform to the highest standards

If the product does not perform as described on this datasheet, we will offer a refund or replacement. For full details of the Abpromise, please visit <https://www.abcam.cn/abpromise> or contact our technical team.

Terms and conditions

- Guarantee only valid for products bought direct from Abcam or one of our authorized distributors