

# Anti-IL-11 antibody [EPR15253] ab187167

**重组** RabMAb

**4 References** **3 图像**

### 概述

产品名称	Anti-IL-11抗体[EPR15253]
描述	兔单克隆抗体[EPR15253] to IL-11
宿主	Rabbit
经测试应用	<b>适用于:</b> WB
种属反应性	<b>与反应:</b> Rat, Human
免疫原	Recombinant fragment. This information is proprietary to Abcam and/or its suppliers.
阳性对照	Active IL-11 full length recombinant protein; Rat plasma lysate.
常规说明	<p>This product is a recombinant monoclonal antibody, which offers several advantages including:</p> <ul style="list-style-type: none"><li>- High batch-to-batch consistency and reproducibility</li><li>- Improved sensitivity and specificity</li><li>- Long-term security of supply</li><li>- Animal-free production</li></ul> <p>For more information <a href="#">see here</a>.</p> <p>Our RabMAb<sup>®</sup> technology is a patented hybridoma-based technology for making rabbit monoclonal antibodies. For details on our patents, please refer to <a href="#">RabMAb<sup>®</sup> patents</a>.</p>

### 性能

形式	Liquid
存放说明	Shipped at 4°C. Store at +4°C short term (1-2 weeks). Upon delivery aliquot. Store at -20°C long term. Avoid freeze / thaw cycle.
存储溶液	pH: 7.2 Preservative: 0.01% Sodium azide Constituents: 59% PBS, 40% Glycerol (glycerin, glycerine), 0.05% BSA
纯度	Protein A purified
克隆	单克隆
克隆编号	EPR15253
同种型	IgG

## 应用

### The Abpromise guarantee

**Abpromise™** 承诺保证使用 ab187167 于以下的经测试应用

“应用说明”部分 下显示的仅为推荐的起始稀释度;实际最佳的稀释度/浓度应由使用者检定。

应用	Ab评论	说明
WB		1/1000 - 1/2000. Detects a band of approximately 25 kDa (predicted molecular weight: 21 kDa).

## 靶标

### 功能

Directly stimulates the proliferation of hematopoietic stem cells and megakaryocyte progenitor cells and induces megakaryocyte maturation resulting in increased platelet production.

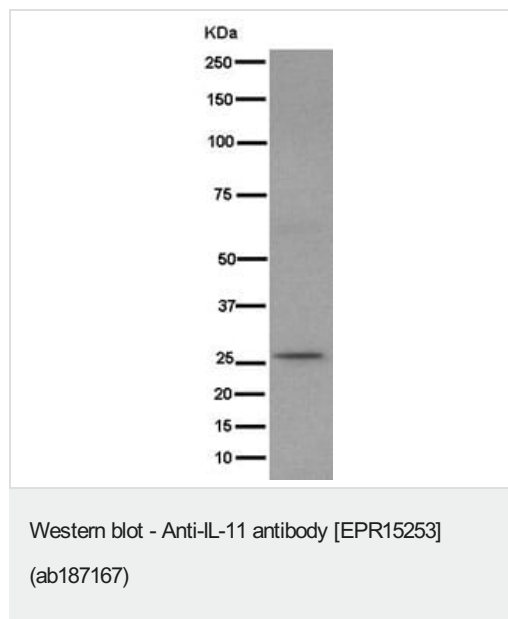
### 序列相似性

Belongs to the IL-6 superfamily.

### 细胞定位

Secreted.

## 图片

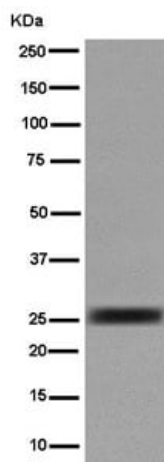


Anti-IL-11 antibody [EPR15253] (ab187167) at 1/1000 dilution +  
Rat plasma lysate at 10  $\mu$ g

### Secondary

Goat Anti-Rabbit IgG, (H+L), Peroxidase conjugated at 1/1000  
dilution

**Predicted band size:** 21 kDa



Western blot - Anti-IL-11 antibody [EPR15253] (ab187167)





Anti-IL-11 antibody [EPR15253] (ab187167) at 1/2000 dilution + Recombinant human IL-11 protein ([ab9553](#)) at 0.01 µg

**Secondary**

Goat Anti-Rabbit IgG, (H+L), Peroxidase conjugated at 1/1000 dilution

**Predicted band size:** 21 kDa

Why choose a recombinant antibody?

 <p><b>Research with confidence</b> Consistent and reproducible results</p>	 <p><b>Long-term and scalable supply</b> Recombinant technology</p>
 <p><b>Success from the first experiment</b> Confirmed specificity</p>	 <p><b>Ethical standards compliant</b> Animal-free production</p>

Anti-IL-11 antibody [EPR15253] (ab187167)

**Please note:** All products are "FOR RESEARCH USE ONLY. NOT FOR USE IN DIAGNOSTIC PROCEDURES"

**Our Abpromise to you: Quality guaranteed and expert technical support**

- Replacement or refund for products not performing as stated on the datasheet
- Valid for 12 months from date of delivery
- Response to your inquiry within 24 hours
  
- We provide support in Chinese, English, French, German, Japanese and Spanish
- Extensive multi-media technical resources to help you
- We investigate all quality concerns to ensure our products perform to the highest standards

If the product does not perform as described on this datasheet, we will offer a refund or replacement. For full details of the Abpromise, please visit <https://www.abcam.cn/abpromise> or contact our technical team.

### **Terms and conditions**

---

- Guarantee only valid for products bought direct from Abcam or one of our authorized distributors