


# Anti-Hsp90 beta (phospho S226) antibody ab63562

★★★★★ [2 Abreviews](#) [1 References](#) [2 图像](#)

### 概述

产品名称	Anti-Hsp90 beta (phospho S226)抗体
描述	兔多克隆抗体to Hsp90 beta (phospho S226)
宿主	Rabbit
经测试应用	适用于: WB, ICC/IF
种属反应性	与反应: Mouse, Human 预测可用于: Rat 
免疫原	Synthetic peptide corresponding to Human Hsp90 beta (phospho S226). Database link: <a href="#">P08238</a>
阳性对照	NIH/3T3 cells.
常规说明	<p>The Life Science industry has been in the grips of a reproducibility crisis for a number of years. Abcam is leading the way in addressing this with our range of recombinant monoclonal antibodies and knockout edited cell lines for gold-standard validation. Please check that this product meets your needs before purchasing.</p> <p>If you have any questions, special requirements or concerns, please send us an inquiry and/or contact our Support team ahead of purchase. Recommended alternatives for this product can be found below, along with publications, customer reviews and Q&amp;As</p>

### 性能

形式	Liquid
存放说明	Shipped at 4°C. Store at -20°C. Stable for 12 months at -20°C.
存储溶液	pH: 7.40 Preservative: 0.02% Sodium azide Constituents: PBS, 50% Glycerol (glycerin, glycerine), 0.87% Sodium chloride  Without Mg <sup>2+</sup> and Ca <sup>2+</sup>
纯度	Immunogen affinity purified
纯化说明	Purified from rabbit antiserum by affinity chromatography using epitope specific phosphopeptide. The antibody against non-phosphopeptide was removed by chromatography using non-phosphopeptide corresponding to the phosphorylation site.
克隆	多克隆

## 应用

**The Abpromise guarantee**      **Abpromise™**承诺保证使用ab63562于以下的经测试应用

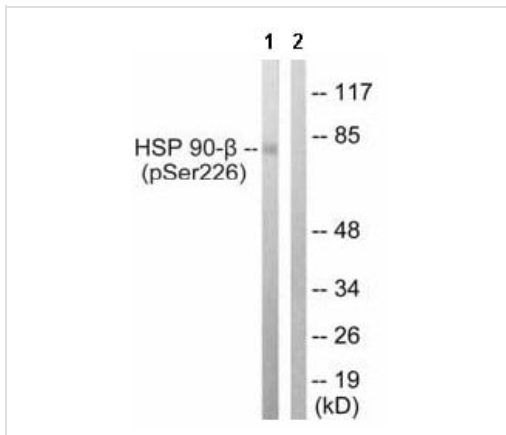
“应用说明”部分 下显示的仅为推荐的起始稀释度;实际最佳的稀释度/浓度应由使用者检定。

应用	Ab评论	说明
WB	★☆☆☆☆ (2)	1/500 - 1/1000. Detects a band of approximately 83 kDa (predicted molecular weight: 83 kDa).
ICC/IF		1/500 - 1/1000.

## 靶标

<b>功能</b>	Molecular chaperone that promotes the maturation, structural maintenance and proper regulation of specific target proteins involved for instance in cell cycle control and signal transduction. Undergoes a functional cycle that is linked to its ATPase activity. This cycle probably induces conformational changes in the client proteins, thereby causing their activation. Interacts dynamically with various co-chaperones that modulate its substrate recognition, ATPase cycle and chaperone function.
<b>序列相似性</b>	Belongs to the heat shock protein 90 family.
<b>结构域</b>	The TPR repeat-binding motif mediates interaction with TPR repeat-containing proteins.
<b>翻译后修饰</b>	Ubiquitinated in the presence of STUB1-UBE2D1 complex (in vitro). ISGylated. S-nitrosylated; negatively regulates the ATPase activity.
<b>细胞定位</b>	Cytoplasm. Melanosome. Identified by mass spectrometry in melanosome fractions from stage I to stage IV.

## 图片



Western blot - Anti-Hsp90 beta (phospho S226) antibody (ab63562)

**All lanes :** Anti-Hsp90 beta (phospho S226) antibody (ab63562) at 1/500 dilution

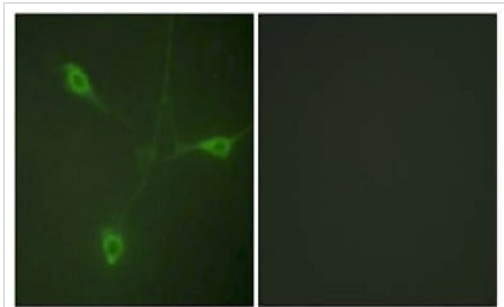
**Lane 1 :** extracts from A549 cells, treated with serum (20%, 15mins)

**Lane 2 :** extracts from A549 cells, treated with serum (20%, 15mins) with immunizing phosphopeptide at 10 µg

Lysates/proteins at 30 µg per lane.

**Predicted band size:** 83 kDa

**Observed band size:** 83 kDa



Immunocytochemistry/ Immunofluorescence - Anti-Hsp90 beta (phospho S226) antibody (ab63562)

ab63562 at 1/500 dilution staining NIH/3T3 cells, without (left) and with (right) immunizing peptide.

**Please note:** All products are "FOR RESEARCH USE ONLY. NOT FOR USE IN DIAGNOSTIC PROCEDURES"

### Our Abpromise to you: Quality guaranteed and expert technical support

- Replacement or refund for products not performing as stated on the datasheet
- Valid for 12 months from date of delivery
- Response to your inquiry within 24 hours
- We provide support in Chinese, English, French, German, Japanese and Spanish
- Extensive multi-media technical resources to help you
- We investigate all quality concerns to ensure our products perform to the highest standards

If the product does not perform as described on this datasheet, we will offer a refund or replacement. For full details of the Abpromise, please visit <https://www.abcam.cn/abpromise> or contact our technical team.

### Terms and conditions

- Guarantee only valid for products bought direct from Abcam or one of our authorized distributors