


Anti-HSD17B4 antibody ab97975

6 图像

概述

产品名称	Anti-HSD17B4抗体
描述	兔多克隆抗体to HSD17B4
宿主	Rabbit
经测试应用	适用于: WB, IHC-P, ICC/IF
种属反应性	与反应: Rat, Human 预测可用于: Mouse, Cow, Pig 
免疫原	Recombinant fragment corresponding to Human HSD17B4 aa 355-615. Database link: NP_000405
阳性对照	HepG2 whole cell lysate (ab7900); DLD-1 xenograft; 293T, A431, H1299, HeLa, Molt-4 and Raji cell lysates.
常规说明	<p>The Life Science industry has been in the grips of a reproducibility crisis for a number of years. Abcam is leading the way in addressing this with our range of recombinant monoclonal antibodies and knockout edited cell lines for gold-standard validation. Please check that this product meets your needs before purchasing.</p> <p>If you have any questions, special requirements or concerns, please send us an inquiry and/or contact our Support team ahead of purchase. Recommended alternatives for this product can be found below, along with publications, customer reviews and Q&As</p>

性能

形式	Liquid
存放说明	Shipped at 4°C. Upon delivery aliquot. Store at -20°C or -80°C. Avoid freeze / thaw cycle.
存储溶液	pH: 7.00 Preservative: 0.01% Thimerosal (merthiolate) Constituents: 1.21% Tris, 0.75% Glycine, 10% Glycerol (glycerin, glycerine)
纯度	Immunogen affinity purified
克隆	多克隆
同种型	IgG

应用

The Abpromise guarantee

Abpromise™ 承诺保证使用 ab97975 于以下的经测试应用

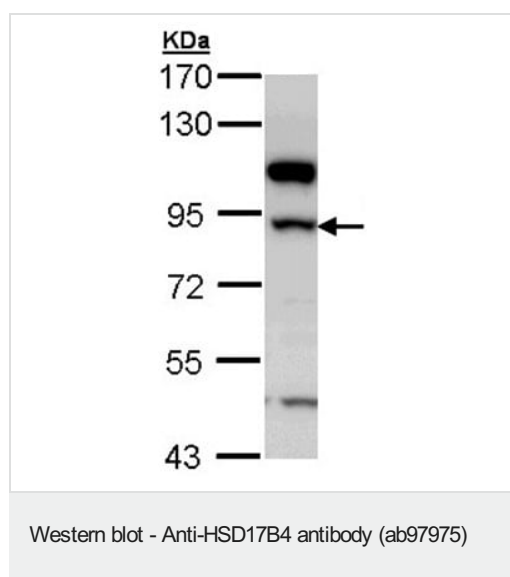
“应用说明”部分 下显示的仅为推荐的起始稀释度;实际最佳的稀释度/浓度应由使用者检定。

应用	Ab评论	说明
WB		1/500 - 1/3000. Predicted molecular weight: 80 kDa.
IHC-P		1/100 - 1/1000.
ICC/IF		1/100 - 1/1000.

靶标

功能	Bifunctional enzyme acting on the peroxisomal beta-oxidation pathway for fatty acids. Catalyzes the formation of 3-ketoacyl-CoA intermediates from both straight-chain and 2-methyl-branched-chain fatty acids.
组织特异性	Present in many tissues with highest concentrations in liver, heart, prostate and testis.
通路	Lipid metabolism; fatty acid beta-oxidation.
疾病相关	D-bifunctional protein deficiency Perrault syndrome 1
序列相似性	Belongs to the short-chain dehydrogenases/reductases (SDR) family. Contains 1 MaoC-like domain. Contains 1 SCP2 domain.
细胞定位	Peroxisome.

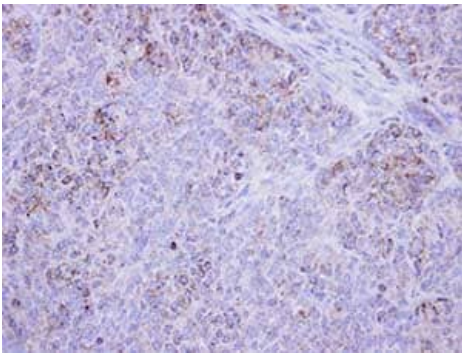
图片



Anti-HSD17B4 antibody (ab97975) at 1/1000 dilution + HepG2 whole cell lysate at 30 µg

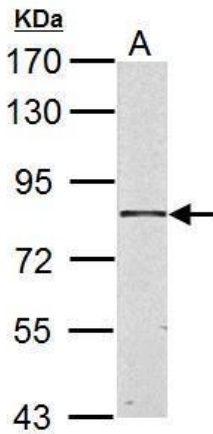
Predicted band size: 80 kDa

7.5% SDS PAGE



Immunohistochemical analysis of HSD17B4 in paraffin-embedded DLD-1 (human) xenograft, using ab97975 at 1/500 dilution.

Immunohistochemistry (Formalin/PFA-fixed paraffin-embedded sections) - Anti-HSD17B4 antibody (ab97975)



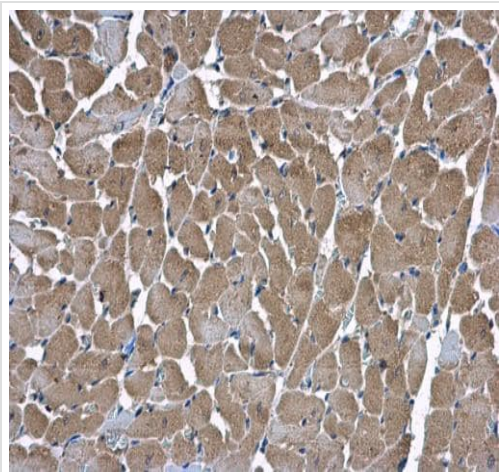
Anti-HSD17B4 antibody (ab97975) at 1/3000 dilution + Rat heart lysate at 20 μ g

Secondary

HRP-conjugated anti-rabbit IgG antibody

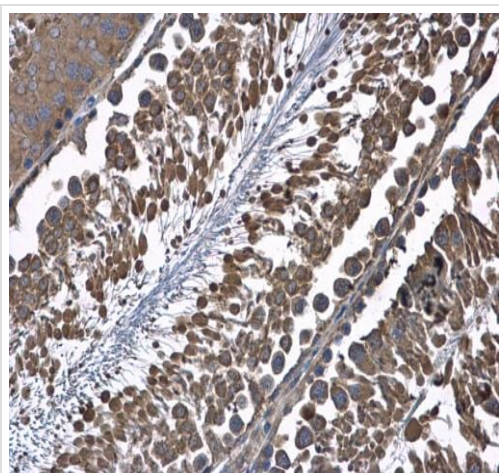
Predicted band size: 80 kDa

Western blot - Anti-HSD17B4 antibody (ab97975)



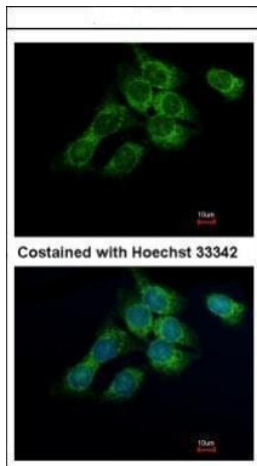
Immunohistochemistry (Formalin/PFA-fixed paraffin-embedded sections) - Anti-HSD17B4 antibody (ab97975)

ab97975 staining HSD17B4 in rat heart tissue sections by Immunohistochemistry (IHC-P-paraformaldehyde-fixed, paraffin embedded sections) at a 1:500 dilution.



Immunohistochemistry (Formalin/PFA-fixed paraffin-embedded sections) - Anti-HSD17B4 antibody (ab97975)

ab97975 staining HSD17B4 in rat testis tissue sections by Immunohistochemistry (IHC-P-paraformaldehyde-fixed, paraffin embedded sections) at a 1:500 dilution.



ab97975 staining HSD17B4 in methanol- fixed Hep3B cells by ICC/IF (Immunocytochemistry/Immunofluorescence) at a 1:500 dilution.

Immunocytochemistry/ Immunofluorescence - Anti-HSD17B4 antibody (ab97975)

Please note: All products are "FOR RESEARCH USE ONLY. NOT FOR USE IN DIAGNOSTIC PROCEDURES"

Our Abpromise to you: Quality guaranteed and expert technical support

- Replacement or refund for products not performing as stated on the datasheet
- Valid for 12 months from date of delivery
- Response to your inquiry within 24 hours
- We provide support in Chinese, English, French, German, Japanese and Spanish
- Extensive multi-media technical resources to help you
- We investigate all quality concerns to ensure our products perform to the highest standards

If the product does not perform as described on this datasheet, we will offer a refund or replacement. For full details of the Abpromise, please visit <https://www.abcam.cn/abpromise> or contact our technical team.

Terms and conditions

- Guarantee only valid for products bought direct from Abcam or one of our authorized distributors