


Anti-HSC70 Interacting Protein HIP antibody [EP3264] ab76005

RabMAb

2 References 3 图像

概述

产品名称	Anti-HSC70 Interacting蛋白HIP抗体[EP3264]
描述	兔单克隆抗体[EP3264] to HSC70 Interacting蛋白HIP
宿主	Rabbit
经测试应用	适用于: WB, IHC-P 不适用于: IP
种属反应性	与反应: Human 预测可用于: Mouse 
免疫原	Synthetic peptide. This information is proprietary to Abcam and/or its suppliers.
阳性对照	WB: 293T and SW480 cell lysates IHC-P: Human colonic adenocarcinoma and normal colon tissues.
常规说明	<p>Our RabMAb[®] technology is a patented hybridoma-based technology for making rabbit monoclonal antibodies. For details on our patents, please refer to RabMAb[®] patents.</p> <p>The Life Science industry has been in the grips of a reproducibility crisis for a number of years. Abcam is leading the way in addressing this with our range of recombinant monoclonal antibodies and knockout edited cell lines for gold-standard validation. Please check that this product meets your needs before purchasing.</p> <p>If you have any questions, special requirements or concerns, please send us an inquiry and/or contact our Support team ahead of purchase. Recommended alternatives for this product can be found below, along with publications, customer reviews and Q&As</p> <p>Rat: We have preliminary internal testing data to indicate this antibody may not react with this species. Please contact us for more information.</p>

性能

形式	Liquid
存放说明	Shipped at 4°C. Upon delivery aliquot and store at -20°C. Avoid freeze / thaw cycles.
存储溶液	<p>pH: 7.20</p> <p>Preservative: 0.05% Sodium azide</p> <p>Constituents: 0.1% BSA, 40% Glycerol (glycerin, glycerine), 9.85% Tris glycine, 50% Tissue</p>

纯度	culture supernatant
克隆	Tissue culture supernatant
克隆编号	单克隆
同种型	EP3264
	IgG

应用

The Abpromise guarantee **Abpromise™承诺保证使用ab76005于以下的经测试应用**

“应用说明”部分下显示的仅为推荐的起始稀释度;实际最佳的稀释度/浓度应由使用者检定。

应用	Ab评论	说明
WB		1/2500 - 1/5000. Predicted molecular weight: 41 kDa.
IHC-P		1/100 - 1/250. Perform heat mediated antigen retrieval before commencing with IHC staining protocol.

应用说明 Is unsuitable for IP.

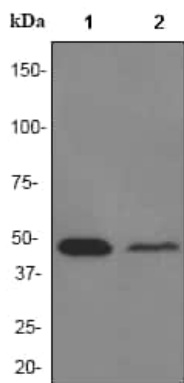
靶标

功能	One HIP oligomer binds the ATPase domains of at least two HSC70 molecules dependent on activation of the HSC70 ATPase by HSP40. Stabilizes the ADP state of HSC70 that has a high affinity for substrate protein. Through its own chaperone activity, it may contribute to the interaction of HSC70 with various target proteins.
----	---

序列相似性	Belongs to the FAM10 family. Contains 1 ST11 domain. Contains 3 TPR repeats.
-------	--

细胞定位	Cytoplasm.
------	------------

图片



Western blot - Anti-HSC70 Interacting Protein HIP antibody [EP3264] (ab76005)

All lanes : Anti-HSC70 Interacting Protein HIP antibody [EP3264] (ab76005) at 1/100000 dilution

Lane 1 : 293T cell lysate

Lane 2 : SW480 cell lysate

Lysates/proteins at 10 µg per lane.

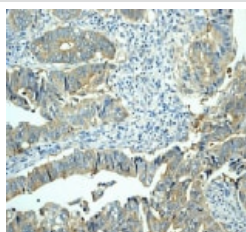
Secondary

All lanes : goat anti-rabbit HRP at 1/1000 dilution

Developed using the ECL technique.

Predicted band size: 41 kDa

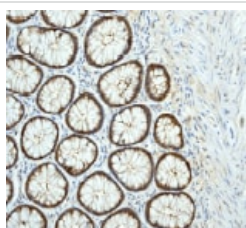
Observed band size: 47 kDa



Immunohistochemistry (Formalin/PFA-fixed paraffin-embedded sections) - Anti-HSC70 Interacting Protein HIP antibody [EP3264] (ab76005)

ab76005 at 1/100 dilution staining HSC70 Interacting Protein HIP in human colonic adenocarcinoma by Immunohistochemistry, Paraffin-embedded tissue.

Perform heat mediated antigen retrieval before commencing with IHC staining protocol.



Immunohistochemistry (Formalin/PFA-fixed paraffin-embedded sections) - Anti-HSC70 Interacting Protein HIP antibody [EP3264] (ab76005)

ab76005 at 1/100 dilution staining HSC70 Interacting Protein HIP in human normal colon by Immunohistochemistry, Paraffin-embedded tissue.

Perform heat mediated antigen retrieval before commencing with IHC staining protocol.

Please note: All products are "FOR RESEARCH USE ONLY. NOT FOR USE IN DIAGNOSTIC PROCEDURES"

Our Abpromise to you: Quality guaranteed and expert technical support

- Replacement or refund for products not performing as stated on the datasheet
- Valid for 12 months from date of delivery

- Response to your inquiry within 24 hours
- We provide support in Chinese, English, French, German, Japanese and Spanish
- Extensive multi-media technical resources to help you
- We investigate all quality concerns to ensure our products perform to the highest standards

If the product does not perform as described on this datasheet, we will offer a refund or replacement. For full details of the Abpromise, please visit <https://www.abcam.cn/abpromise> or contact our technical team.

Terms and conditions

- Guarantee only valid for products bought direct from Abcam or one of our authorized distributors