


Anti-HOXD13 antibody ab19866

★★★★★ [1 Abreviews](#) [10 References](#) [3 图像](#)

概述

产品名称	Anti-HOXD13抗体
描述	兔多克隆抗体to HOXD13
宿主	Rabbit
经测试应用	适用于: WB, IHC-FoFr, ICC/IF
种属反应性	与反应: Mouse, Human 预测可用于: Rat, Chicken, Xenopus laevis 
免疫原	Synthetic peptide corresponding to Human HOXD13 aa 200-300 conjugated to keyhole limpet haemocyanin. (Peptide available as ab22466)
常规说明	<p>The Life Science industry has been in the grips of a reproducibility crisis for a number of years. Abcam is leading the way in addressing this with our range of recombinant monoclonal antibodies and knockout edited cell lines for gold-standard validation. Please check that this product meets your needs before purchasing.</p> <p>If you have any questions, special requirements or concerns, please send us an inquiry and/or contact our Support team ahead of purchase. Recommended alternatives for this product can be found below, along with publications, customer reviews and Q&As</p>

性能

形式	Liquid
存放说明	Shipped at 4°C. Store at +4°C short term (1-2 weeks). Upon delivery aliquot. Store at -20°C or -80°C. Avoid freeze / thaw cycle.
存储溶液	pH: 7.40 Preservative: 0.02% Sodium azide Constituent: PBS Batches of this product that have a concentration < 1mg/ml may have BSA added as a stabilising agent. If you would like information about the formulation of a specific lot, please contact our scientific support team who will be happy to help.
纯度	Immunogen affinity purified
克隆	多克隆

同种型IgG

应用

The Abpromise guarantee **Abpromise™**承诺保证使用ab19866于以下的经测试应用

“应用说明”部分 下显示的仅为推荐的起始稀释度;实际最佳的稀释度/浓度应由使用者检定。

应用	Ab评论	说明
WB		Use a concentration of 1 µg/ml. Detects a band of approximately 68 kDa (predicted molecular weight: 36 kDa).
IHC-FoFr		1/100 - 1/300.
ICC/IF		Use a concentration of 5 µg/ml.

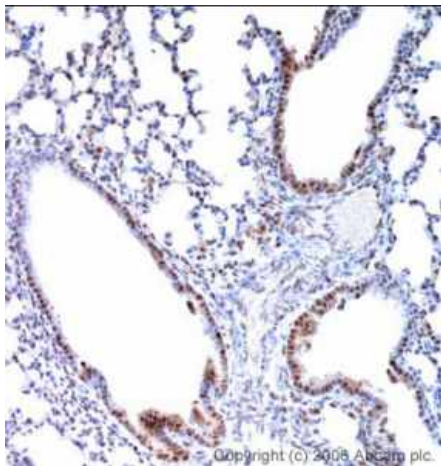
靶标

相关性	This gene belongs to the homeobox family of genes. The homeobox genes encode a highly conserved family of transcription factors that play an important role in morphogenesis in all multicellular organisms. Mammals possess four similar homeobox gene clusters, HOXA, HOXB, HOXC and HOXD, located on different chromosomes, consisting of 9 to 11 genes arranged in tandem. This gene is one of several homeobox HOXD genes located in a cluster on chromosome 2. Deletions that remove the entire HOXD gene cluster or the 5' end of this cluster have been associated with severe limb and genital abnormalities. Mutations in this particular gene cause synpolydactyly.
细胞定位	Nuclear

图片



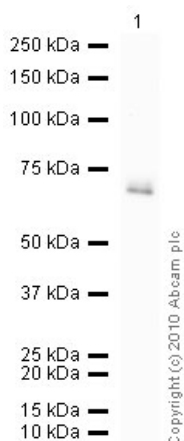
ICC/IF image of ab19866 stained DU145 cells. The cells were 100% methanol fixed (5 min) and then incubated in 1%BSA / 10% normal goat serum / 0.3M glycine in 0.1% PBS-Tween for 1h to permeabilise the cells and block non-specific protein-protein interactions. The cells were then incubated with the antibody ab19866 at 5 ug/ml overnight at +4°C. The secondary antibody (green) was DyLight® 488 goat anti-rabbit IgG (H+L) (**ab96899**) used at a 1/250 dilution for 1h. Alexa Fluor® 594 WGA was used to label plasma membranes (red) at a 1/200 dilution for 1h. DAPI was used to stain the cell nuclei (blue) at a concentration of 1.43µM.



Immunohistochemistry (PFA perfusion fixed frozen sections) - Anti-HOXD13 antibody (ab19866)

This image is courtesy of Shunyou Wang, Ph.D.

ab19866 was tested in IHC of formalin fixed sections from mouse (over two weeks of age) lung. Antigen retrieval was in citrate buffer and blocking was in 1% BSA. The primary antibody was incubated at a dilution of 1/100 overnight at 4 degrees celsius. The secondary antibody was a biotin conjugated anti-rabbit IgG.



Western blot - Anti-HOXD13 antibody (ab19866)

Anti-HOXD13 antibody (ab19866) at 1 µg/ml + HOXD13 (Human) Recombinant Protein at 0.2 µg

Secondary

Goat polyclonal to Rabbit IgG - H&L - Pre-Adsorbed (HRP) at 1/3000 dilution

Performed under reducing conditions.

Predicted band size: 36 kDa

Observed band size: 68 kDa

ab19866 was tested on a recombinant GST tagged HOXD13 protein (Human) predicted to run at 65 kDa.

Please note: All products are "FOR RESEARCH USE ONLY. NOT FOR USE IN DIAGNOSTIC PROCEDURES"

Our Abpromise to you: Quality guaranteed and expert technical support

- Replacement or refund for products not performing as stated on the datasheet
- Valid for 12 months from date of delivery
- Response to your inquiry within 24 hours
- We provide support in Chinese, English, French, German, Japanese and Spanish
- Extensive multi-media technical resources to help you
- We investigate all quality concerns to ensure our products perform to the highest standards

If the product does not perform as described on this datasheet, we will offer a refund or replacement. For full details of the Abpromise, please visit <https://www.abcam.cn/abpromise> or contact our technical team.

Terms and conditions

- Guarantee only valid for products bought direct from Abcam or one of our authorized distributors