


# Anti-HMGN3 antibody ab72233

**2 References**   **3 图像**

### 概述

产品名称	Anti-HMGN3抗体
描述	兔多克隆抗体to HMGN3
宿主	Rabbit
经测试应用	适用于: WB, IP, IHC-P
种属反应性	与反应: Human 预测可用于: Horse, Chimpanzee, Rhesus monkey, Gorilla, Orangutan, Bat 
免疫原	Synthetic peptide from a region between residue 60 and 99 of human HMGN3, NP_004233.1.
阳性对照	Whole cell lysate from Hela cells.
常规说明	<p>The Life Science industry has been in the grips of a reproducibility crisis for a number of years. Abcam is leading the way in addressing this with our range of recombinant monoclonal antibodies and knockout edited cell lines for gold-standard validation. Please check that this product meets your needs before purchasing.</p> <p>If you have any questions, special requirements or concerns, please send us an inquiry and/or contact our Support team ahead of purchase. Recommended alternatives for this product can be found below, along with publications, customer reviews and Q&amp;As</p>

### 性能

形式	Liquid
存放说明	Shipped at 4°C. Upon delivery aliquot and store at -20°C. Avoid freeze / thaw cycles.
存储溶液	<p>pH: 6.8</p> <p>Preservative: 0.09% Sodium azide</p> <p>Constituents: 0.1% BSA, Tris buffered saline</p>
纯度	Immunogen affinity purified
克隆	多克隆
同种型	IgG

### 应用

The Abpromise guarantee

**Abpromise™** 承诺保证使用ab72233于以下的经测试应用

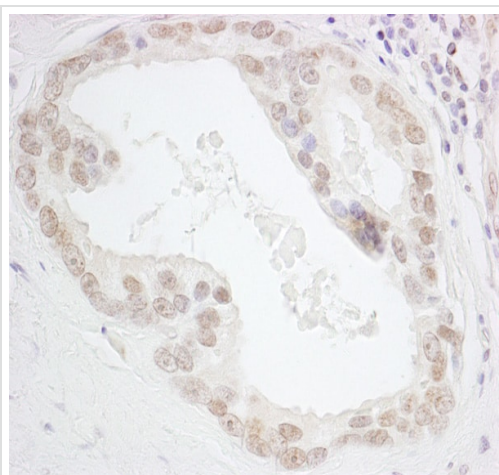
“应用说明”部分 下显示的仅为推荐的起始稀释度;实际最佳的稀释度/浓度应由使用者检定。

应用	Ab评论	说明
WB		1/2000 - 1/10000. Detects a band of approximately 15, 16, 19, 51 kDa (predicted molecular weight: 11 kDa).
IP		Use at 2-5 µg/mg of lysate.
IHC-P		1/200 - 1/1000. Perform heat mediated antigen retrieval with citrate buffer pH 6 before commencing with IHC staining protocol.

## 靶标

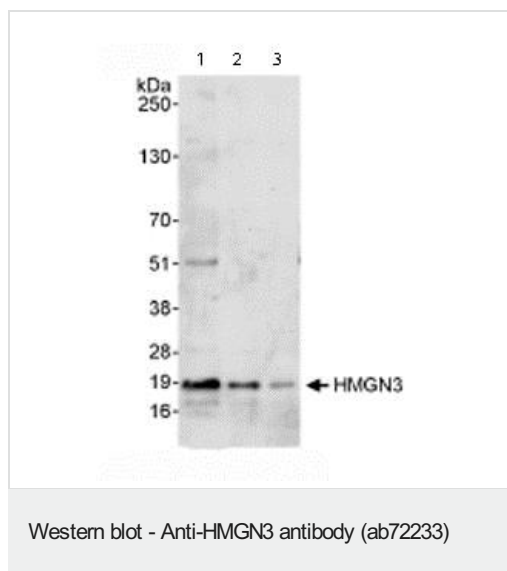
功能	Binds to nucleosomes, regulating chromatin structure and consequently, chromatin-dependent processes such as transcription, DNA replication and DNA repair. Affects both insulin and glucagon levels and modulates the expression of pancreatic genes involved in insulin secretion. Regulates the expression of the glucose transporter SLC2A2 by binding specifically to its promoter region and recruiting PDX1 and additional transcription factors. Regulates the expression of SLC6A9, a glycine transporter which regulates the glycine concentration in synaptic junctions in the central nervous system, by binding to its transcription start site. May play a role in ocular development and astrocyte function.
组织特异性	Expressed in kidney, lung, pancreas, testis, skeletal muscle, heart, thyroid gland, pituitary gland, prostate and uterus. Low expression in liver, spleen, placenta and ovaries.
序列相似性	Belongs to the HMGN family.
细胞定位	Nucleus.

## 图片



Immunohistochemistry (Formalin/PFA-fixed paraffin-embedded sections) analysis of human prostate carcinoma tissue labelling HMGN3 with ab72233 at 1/1000 (0.2µg/ml). Detection: DAB.

Immunohistochemistry (Formalin/PFA-fixed paraffin-embedded sections) - Anti-HMGN3 antibody (ab72233)



**All lanes :** Anti-HMGN3 antibody (ab72233) at 0.04 µg/ml

**Lane 1 :** Whole cell lysate from HeLa cells at 50 µg

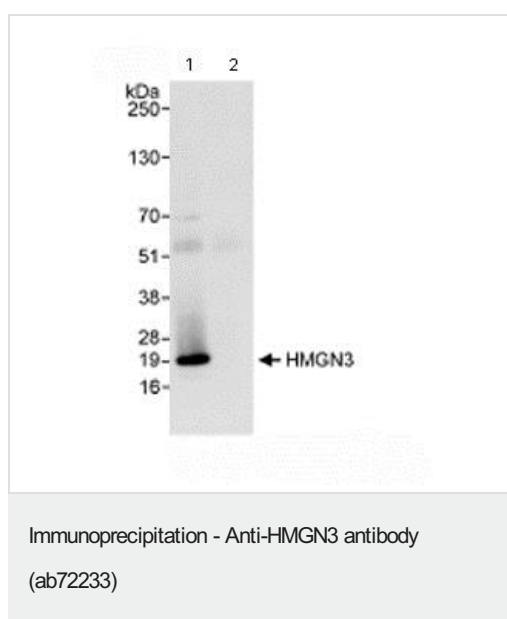
**Lane 2 :** Whole cell lysate from HeLa cells at 15 µg

**Lane 3 :** Whole cell lysate from HeLa cells at 5 µg

**Predicted band size:** 11 kDa

**Observed band size:** 19 kDa

**Additional bands at:** 15 kDa, 16 kDa, 51 kDa. We are unsure as to the identity of these extra bands.



Immunoprecipitation/ Western Blot of HMGN3.

Lane 1: ab72233 at 3µg/mg whole cell lysate.

Lane 2: Control IgG.

ab72233 at 1µg/ml for WB.

Whole cell lysate from HeLa cells at 1mg for IP, 20% of IP loaded.

Chemiluminescence with an exposure time of 3 seconds.

**Please note:** All products are "FOR RESEARCH USE ONLY. NOT FOR USE IN DIAGNOSTIC PROCEDURES"

### Our Abpromise to you: Quality guaranteed and expert technical support

- Replacement or refund for products not performing as stated on the datasheet
- Valid for 12 months from date of delivery
- Response to your inquiry within 24 hours
- We provide support in Chinese, English, French, German, Japanese and Spanish
- Extensive multi-media technical resources to help you
- We investigate all quality concerns to ensure our products perform to the highest standards

If the product does not perform as described on this datasheet, we will offer a refund or replacement. For full details of the Abpromise, please visit <https://www.abcam.cn/abpromise> or contact our technical team.

## Terms and conditions

---

- Guarantee only valid for products bought direct from Abcam or one of our authorized distributors