



Anti-HINT3 antibody ab121960

★★★★★ 1 Abreviews 5 图像

概述	
产品名称	Anti-HINT3抗体
描述	兔多克隆抗体to HINT3
宿主	Rabbit
经测试应用	适用于: ICC, IHC-P, WB
种属反应性	与反应: Human
免疫原	<p>antigen sequence: MAEEQVNRSA GLAPDCEASA TAETTVSSVG TCEAAAKSPE PKDYDSTCVF CRIAGRQDPG TELLHCENED LICFKDIKPA ATHHYLVVP, corresponding to amino acids 1-89 of Human HINT3 (UniProt Q9NQE9).</p> <p> <a href="#">Run BLAST with ExPASy</a>  <a href="#">Run BLAST with NCBI</a></p>
阳性对照	WB: RT4 cell lysate. ICC: A431 cells. IHC-P: Human prostate, cerebral cortex and colon tissues.
常规说明	<p>The Life Science industry has been in the grips of a reproducibility crisis for a number of years. Abcam is leading the way in addressing this with our range of recombinant monoclonal antibodies and knockout edited cell lines for gold-standard validation. Please check that this product meets your needs before purchasing.</p> <p>If you have any questions, special requirements or concerns, please send us an inquiry and/or contact our Support team ahead of purchase. Recommended alternatives for this product can be found below, along with publications, customer reviews and Q&amp;As</p>
性能	
形式	Liquid
存放说明	Shipped at 4°C. Upon delivery aliquot and store at -20°C. Avoid freeze / thaw cycles.
存储溶液	<p>pH: 7.20</p> <p>Preservative: 0.02% Sodium azide</p> <p>Constituents: 59% PBS, 40% Glycerol (glycerin, glycerine)</p>
纯度	Immunogen affinity purified
克隆	多克隆
同种型	IgG
应用	

The Abpromise guarantee

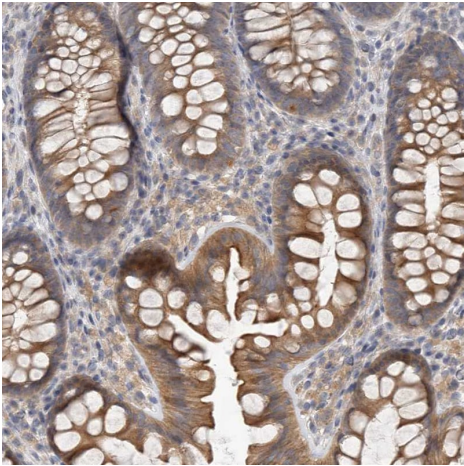
Abpromise™承诺保证使用ab121960于以下的经测试应用

“应用说明”部分 下显示的仅为推荐的起始稀释度;实际最佳的稀释度/浓度应由使用者检定。

应用	Ab评论	说明
ICC		Use a concentration of 0.25 µg/ml.
IHC-P		1/50 - 1/200. Perform heat mediated antigen retrieval with citrate buffer pH 6 before commencing with IHC staining protocol. Perform heat mediated antigen retrieval via the pressure cooker method.
WB		Use a concentration of 0.04 - 0.4 µg/ml.

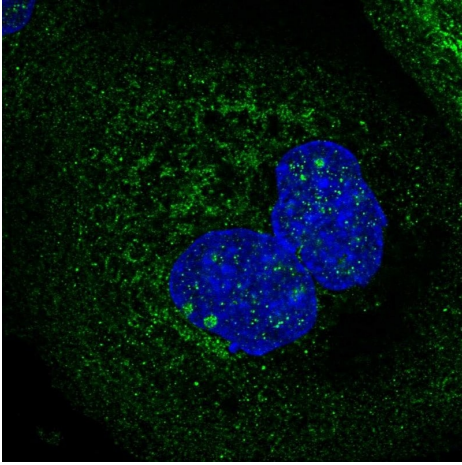
靶标	
功能	Hydrolyzes phosphoramidate and acyl-adenylate substrates.
序列相似性	Belongs to the HINT family. Contains 1 HIT domain.
细胞定位	Cytoplasm. Nucleus. Localized as aggregates in the cytoplasm and the nucleus.

图片



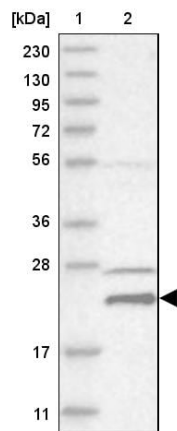
Immunohistochemical analysis of human colon tissue labeling HINT3 with ab121960 at a 1/200 dilution.

Immunohistochemistry (Formalin/PFA-fixed paraffin-embedded sections) - Anti-HINT3 antibody (ab121960)



Immunocytochemistry of A431 (Human epidermoid carcinoma) cells labeling HINT3 with ab121960 at 0.25 ug/ml.

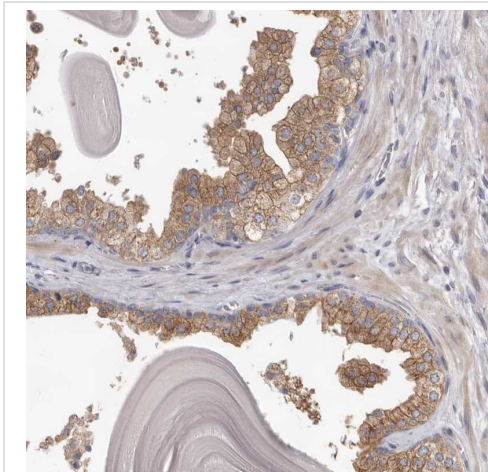
Immunocytochemistry - Anti-HINT3 antibody (ab121960)



Anti-HINT3 antibody (ab121960) at 0.04  $\mu$ g/ml + RT4 (Human urinary bladder cancer cell line) whole cell lysate

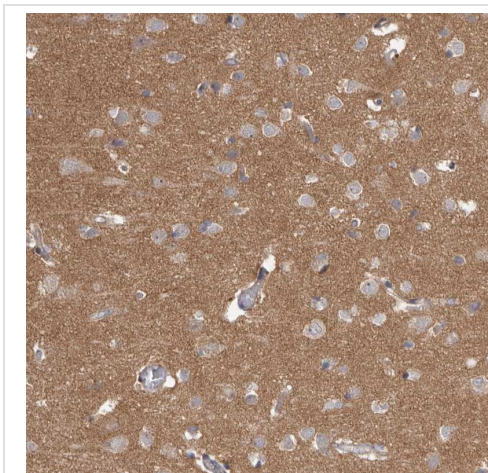
Western blot analysis of RT-4 cells labeling HINT3 with ab121960 at 0.04 ug/ml.

Western blot - Anti-HINT3 antibody (ab121960)



Immunohistochemical analysis of human prostate tissue labeling HINT3 with ab121960 at a 1/200 dilution.

Immunohistochemistry (Formalin/PFA-fixed paraffin-embedded sections) - Anti-HINT3 antibody (ab121960)



Immunohistochemical analysis of human cerebral cortex tissue labeling HINT3 with ab121960 at a 1/200 dilution.

Immunohistochemistry (Formalin/PFA-fixed paraffin-embedded sections) - Anti-HINT3 antibody (ab121960)

**Please note:** All products are "FOR RESEARCH USE ONLY. NOT FOR USE IN DIAGNOSTIC PROCEDURES"

### **Our Abpromise to you: Quality guaranteed and expert technical support**

---

- Replacement or refund for products not performing as stated on the datasheet
- Valid for 12 months from date of delivery
- Response to your inquiry within 24 hours
  
- We provide support in Chinese, English, French, German, Japanese and Spanish
- Extensive multi-media technical resources to help you
- We investigate all quality concerns to ensure our products perform to the highest standards

If the product does not perform as described on this datasheet, we will offer a refund or replacement. For full details of the Abpromise, please visit <https://www.abcam.cn/abpromise> or contact our technical team.

### **Terms and conditions**

---

- Guarantee only valid for products bought direct from Abcam or one of our authorized distributors